



ASSESSMENT OF NATIONAL FISHERIES-AQUACULTURE STRATEGIES AND THE NATIONAL AGRICULTURAL INVESTMENT PLANS IN RELATION TO THE POLICY FRAMEWORK AND REFORM STRATEGY FOR FISHERIES AND AQUACULTURE IN EGYPT AND CLIMATE-CHANGE ADAPTATION



Prepared by: Prof. Suzan Kholeif, National Consultant

Edited by: Mr. Rafik Nouaili, Mr. Delvis Fortes, Mr. Obinna Anozie, Dr. Mohamed Seisay and Ms. Hellen Guebama AU-IBAR.

Disclaimer: The views and opinions expressed in this article are those of the authors and do not necessarily reflect the official Policy or position of the African Union – Inter African Bureau for Animal Resources.

Citation: ASSESSMENT OF THE ALIGNMENT OF NATIONAL FISHERIES-AQUACULTURE STRATEGIES AND THE NATIONAL AGRICULTURAL INVESTMENT PLANS TO THE AU-POLICY FRAMEWORK AND REFORM STRATEGY FOR FISHERIES AND AQUACULTURE IN AFRICA AND CLIMATE-CHANGE ADAPTATION

All rights reserved. Reproduction and dissemination of material in this information product for educational or other non-commercial purposes are authorized without any prior written permission from the copyright holders provided the source is fully acknowledged. Reproduction of material in this information product for resale or other commercial purposes is prohibited without written permission of the copyright holders.

Requests for such permission should be addressed to:

The Director
African Union – Inter African Bureau for Animal Resources (AU-IBAR)
Kenindia Business Park, Museum Hill, Westlands Road
P.O. Box 30786-00100, Nairobi, KENYA
Or by e-mail to: ibar.office@au-ibar.org

Published by AU-IBAR, Nairobi, Kenya

Copyright: © 2026 African Union – Inter African Bureau for Animal Resources (AU-IBAR)

Executive Summary

Egypt hosts one of Africa's most productive and diversified fisheries and aquaculture sectors, contributing substantially to national food security, rural livelihoods, and economic activity. Aquaculture provides the country with affordable animal protein, rural employment and essential contributions to food security. However, despite strong national performance, Egypt's marine aquaculture segment remains underdeveloped, with several large public projects reporting low productivity, inefficient resource use and limited export competitiveness.

With total fish production exceeding 2.2 million tons (2023), of which over 80% originates from aquaculture, Egypt ranks #1 in Africa in aquaculture production, #6 globally in freshwater aquaculture (FAO, 2024).

This report provides an integrated assessment of Egypt's fisheries and aquaculture sector, including its structure, performance, governance, challenges, and opportunities. It explicitly aligns all findings with the African Union Policy Framework and Reform Strategy for Fisheries and Aquaculture in Africa (AU-PFRS). This assessment evaluates Egypt's current policy direction in relation to the AU's PFRs, identifies areas of alignment and misalignment, and provides priority actions to enhance sectoral governance, productivity, sustainability, and regional integration.

Overall, Egypt's fisheries and aquaculture sector demonstrates a moderate level of alignment with the African Union Policy Framework and Reform Strategy for Fisheries and Aquaculture (AU-PFRS), estimated average, 65% across the eight policy areas. Alignment is strongest in Small-Scale Fisheries Development, Sustainable Aquaculture Development, and Responsible Fish Trade, reflecting Egypt's position as Africa's leading aquaculture producer, strong private-sector engagement, and established community-based fisheries systems. Partial alignment persists in conservation and sustainable resource use, regional cooperation, human and institutional capacity development, and cross-cutting priorities such as climate resilience and gender inclusion, where policy intent exists but implementation remains uneven. Low alignment is observed in High Seas Fisheries, due to limited offshore engagement and constrained participation in regional fisheries management organizations. The assessment confirms that Egypt's principal challenges are governance effectiveness, environmental enforcement, data and monitoring systems, and climate-smart implementation, rather than production capacity. Targeted reforms, modernizing fisheries legislation, strengthening monitoring and environmental compliance, rehabilitating northern lakes, upgrading value chains, and deepening regional cooperation, could raise alignment to above 85% by 2030, positioning Egypt as a continental reference for sustainable and inclusive fisheries and aquaculture development.

Table of Contents

Executive Summary	iii
Abbreviation	vii
Acknowledgment	viii
CHAPTER I: EGYPT’S AQUACULTURE – OVERVIEW, STATUS, POLICIES, AND STRATEGIES	I
1. General Outline	I
1.1 <i>Egypt’s Vision 2030</i>	2
2. An overview of the fishing sector of Egypt	3
2.1 <i>Egyptian fishing landing grounds (Ports) and fishing gears</i>	4
2.2 <i>Egyptian Fishing fleet</i>	4
2.3 <i>The readdressing of the fishing sector Technologies in Egypt towards alternative decarbonization fuels (Green Transition)</i>	5
3. Aquaculture	7
3.1 <i>Egypt Aquaculture Updated assessment 2022-2023 (based on LFRPAD, 2022; GFCM / regional FAO syntheses Report 2025 and USDA, Egypt: Egyptian Aquaculture Industry - 2025 Update)</i>	8
4. Egypt Fisheries-Aquaculture National Policy	10
4.1 <i>Key Policy Areas and Regulations</i>	10
4.1 <i>Other Key Fisheries and Aquaculture–Related Legislation in Egypt.</i>	11
4.2 <i>Egyptian Institutions Relevant to the Fisheries & Aquaculture Sector and Their Roles</i>	12
4.2 <i>The National Action Plan for Fisheries and Aquaculture (NAP), Egypt’s Current (2024–2025) status as outputs from the assessment.</i>	13
CHAPTER 2 ASSESSMENT AND ALIGNMENT OF EGYPT’S FISHERIES AND AQUACULTURE POLICIES AND STRATEGIES WITH THE POLICY FRAMEWORK AND REFORM STRATEGY (PFRS)	16
5 Introduction to assignment	16
5.1 <i>Aim of the assignment</i>	16
5.2 <i>Objectives of the Report</i>	16
5.3 <i>Purpose: The main objective of this task is to:</i>	17
5.4 <i>Scope of the assignment</i>	17

6.	Assessment Approach and Methodology	18
7.	Glance of policy framework and reform strategy (AU-PFRS) and some other relevant AU-Policies	22
7.1	<i>The following integrated section highlights Egypt’s current performance across AU-FPRS Policy priorities</i>	26
8.	Wrap-up of Analysis Results – AU-PFRS Alignment Overview (Egypt)	32
9.	Summary comparison analysis of Egypt with other AU-MS	34
10.	National Strategy; GAP-TO-Action	35
11.	Recommendations and future timing- Action	37
11.1	<i>Wrap up this section</i>	38
12.	Policy Brief Summary	38
14.	Recommendations and Future Orientation for AU-IBAR	39
	References	41
	Appendixes	44
	<i>Appendix 1: A Guide For The Implementation Of The Policy Framework And Reform Strategy</i>	44

Abbreviation

ACEA	African Centre of Excellence for Aquaculture
AU	African Union
AUC	African Union Commission
AU-IBAR	African Union-Inter African Bureau for Animal Resources
AU MS	African Union Member States
BMP	Better Management Practices
CAADP	Comprehensive Africa Agriculture Development Programme
CAMFA	Conference of African Ministers of Fisheries and Aquaculture
CBI	Community-Based Initiative
CBO	Community-Based Organization
CCA	Climate-Change Adaptation
CCLME	Canary Current Large Marine Ecosystem
CSO	Civil Society Organization
EAF	Ecosystem Approach to Fisheries
EU	European Union
FAO	Food and Agriculture Organization of the United Nations
GCLME	Guinea Current Large Marine Ecosystem
GDP	Gross Domestic Product
GDPA	Contribution of Agriculture to GDP
IUU	Illegal, Unreported and Unregulated
LFRPDA	Lakes and Fish Resources Protection and Development Agency
NAP	National Action Plan
MCS	Monitoring, Control and Surveillance
NEPAD	New Partnership for Africa's Development
NPCA	NEPAD Planning and Coordination Agency
NGO	Non-Governmental Organization
PPPs	Public and Private Partnerships
REC	Regional Economic Community
RFB	Regional Fishery Body
RFO	Regional Fisheries Organization
RFMB	Regional Fisheries Management Body
RFMO	Regional Fisheries Management Organization
R&D	Research and Development
SME	Small and Medium-Sized Enterprises
SPS	Sanitary and Phytosanitary Standards
TAC	Total Allowable Catch
UNSTAT	United Nations Statistics Division
WTO	World Trade Organization
WWF	World Wide Fund for Nature

Acknowledgment

This report was prepared as part of the Policy Framework and Reform National Strategy for Fisheries and Aquaculture in Africa (PFRS). I would like to express my deep appreciation to the African Union – Inter-African Bureau for Animal Resources (AU-IBAR) for entrusting me with this responsibility and for their ongoing support and encouragement. Their partnership means a great deal to us.

I am particularly grateful to Dr. Mohamed El Araby and to Mr. Rafik NOUAILI, for their invaluable support, timely coordination, and provision of relevant documentation, all of which greatly contributed to the successful completion of this report. Their knowledge of the sector and practical insights guided our work and exemplified the expertise that drives progress in Egypt's fisheries and aquaculture.

I also acknowledge the support and collaboration of national stakeholders, institutional representatives, and fisheries and aquaculture scientists from NIOF. Their participation in the surveys and interviews, along with their practical advice, reflects their dedication to advancing fisheries and aquaculture in Egypt and across Africa.

Lastly, I would like to express my sincere appreciation to all stakeholders, experts, and LFRPAD members who participated in the Stakeholder Consultation Workshop. Their valuable comments, careful review, and contributions to editing the three reports significantly enhanced their quality, clarity, and overall coherence.

I would also like to extend my thanks to the AU-IBAR representatives who participated in the Cairo stakeholder workshops, as well as those who provided continuous support and guidance from the office throughout the assignment.

CHAPTER 1: EGYPT'S AQUACULTURE – OVERVIEW, STATUS, POLICIES, AND STRATEGIES

I. General Outline

Egypt's geographic location and borders are vital for understanding its strategic importance. Situated in northeast Africa, it lies between latitudes 22° and 32°N and longitudes 25° and 35°E, spanning about 1 million square kilometers of which 995,450 km² is land and approximately 6,000 km² consists of inland water bodies. Despite its vast size, Egypt's habitable and arable land is extremely limited due to its predominantly arid desert climate.

Egypt's borders include the Mediterranean Sea to the north, stretching 1,100 kilometers from the Libyan border near El Sallum to the Palestinian border around Rafah, adjacent to the Red Sea, and Sudan to the south.

The northern coastal area features six lagoons that connect to the Mediterranean: Maruit, Edku, Burollus, Manzala, Port Fouad, and Bardawil (Figure 1). This geographic location provides Egypt with access to vital marine ecosystems, including the Red Sea coral reefs, Mediterranean fisheries, and the Suez Canal maritime routes, which are crucial for trade and ecological diversity.

Egypt is the most populous country in the Arab world and North Africa, with over 100 million people (CAPMAS, 2024), ranking third in Africa after Nigeria and Ethiopia. Its population is heavily concentrated, with over 98 % living on just 5.5 % of the land, mainly along the fertile Nile Valley and Delta, which highlights the importance of this region for the country's future.

The Nile River, the longest river in the world, flows 1,532 kilometers through Egypt, moving from south to north. Just north of Cairo, it branches into the Rosetta (to the west) and Damietta (to the east) arms, creating the Nile Delta. This area is crucial, serving as a key agricultural zone, an ecological hotspot, and an essential site for both freshwater fishing and inland aquaculture.

The fisheries and aquaculture sector is especially important in Egypt's food system. As Africa's largest aquaculture producer and one of the top 10 in the world, Egypt supplies over 80% of the fish it consumes domestically. This sector is essential for the country's aim of achieving food self-sufficiency, reducing dependency on imports, and meeting the rising demand for affordable animal protein; however, Egypt's marine aquaculture segment remains underdeveloped, with several large public projects reporting low productivity, inefficient resource use, and limited export competitiveness.

Egypt is well placed to play a continental leadership role in African aquaculture, given its scale, expertise and geographical advantage. However, achieving full alignment with the AU Policy Framework and Reform Strategy requires strengthened governance, improved performance of marine aquaculture, enhanced private-sector participation, and more effective environmental and capacity-building systems. With targeted reforms, Egypt

can serve as a model for sustainable aquaculture development across Africa and significantly contribute to the continent’s blue economy agenda.



Figure 1: Map of Egypt and the main fishing ports on the Egyptian Mediterranean coast (Luchetti et al., 2016)

The constraints imposed by the limited catch of wild fish, which barely reached 400,000 tonnes in 2023 (MoALR, 2023, statistics book), have led most countries in the region to focus mainly on the aquaculture of two species: seabream and seabass. In addition, there is some but limited production of other fish species. The production of farmed seabream and seabass experienced significant growth from 1992 to 2021, flying from approximately 20,000 tonnes to an impressive 600,000 tonnes. As a result, cultivation of these species has become widespread, with 28 countries farming either both seabream and seabass or one of these species exclusively by 2021. Furthermore, most of this production is directed toward the local market.

1.1 Egypt’s Vision 2030

Egypt’s Vision 2030 prioritizes developing the agricultural sector as a vital driver of national food security and sustainable growth, aiming to inspire commitment among stakeholders. The vision seeks to increase water-efficient practices to 100% of agricultural land by 2030, building confidence in Egypt’s commitment to sustainable water use. The government is prioritizing both horizontal and vertical expansion in agriculture, focusing on climate-resilient crops, expanding green spaces, and applying sound water management practices, including drought-resistant varieties and climate adaptation techniques to ensure sector sustainability.

Egypt’s Vision recognises fisheries and aquaculture as key pillars of national food and nutrition security, inclusive economic growth, and sustainable natural resource management. Under the Vision’s economic, environmental, and social dimensions, the sector is expected to contribute to increased domestic fish supply, reduced import dependence, job creation—particularly in rural and coastal communities—and improved resilience to climate change. Vision 2030 stresses the sustainable utilisation of aquatic resources through ecosystem-based management, rehabilitation of lakes and coastal ecosystems, modernisation of fisheries governance, and the expansion of environmentally responsible and market-oriented aquaculture. It also underscores the importance of enhancing value chains, strengthening research and innovation, increasing institutional efficiency, and promoting private-sector investment, while ensuring social protection and better

livelihoods for small-scale fishers and aquaculture producers. These priorities closely align with the AU Policy Framework and Reform Strategy for Fisheries and Aquaculture (AU-PFRS) and with Africa's Agenda 2063 objectives for Blue Economy development.

2. An overview of the fishing sector of Egypt

The Egyptian Mediterranean coast spans nearly 650 miles (1,050 kilometres), from the Libyan border in the west to the Gaza Strip in the east. The catch from this region accounts for about 60% of the country's total marine catch.

In Egypt, the main organisation responsible for managing fisheries and Aquaculture is “The Lakes and Fish Resources Protection and Development Agency (formerly known as the General Authority for Fisheries Resources and Development – GAFRD, now LFRPAD).”

The Egyptian Mediterranean coast features six northern coastal lagoons that open to the Mediterranean Sea: Maruit, Edku, Burullus, Manzala, Port Fouad, and Bardawil. The fishing grounds along this coast are divided into four regions: the Western region (from Alexandria to El-Salloum), the Demietta region, the Nile Delta region, and the Eastern region (from Port Said to Rafah). These areas are served by nine fishing ports, as shown in Figure (1).

The continental shelf is narrow in the western area compared to the wider central delta region and its eastern side. Fish production here is very low due to the rocky seabed and limited trawling grounds. The main fishing grounds exploited by Egyptian vessels are off the Nile delta; recently, fishing has extended to the eastern side of the Sinai Peninsula and seasonally to the western side of Alexandria. The seabed in the middle and eastern areas is flat, predominantly muddy to sandy, and suitable for trawling.

The Mediterranean coastal region of Egypt experiences significant anthropogenic pressure from fishing activities, with bottom trawling recognized as the most important fishing method, albeit also the most disruptive to bottom communities. Therefore, understanding fleet composition, technical specifications of fishing gear, vessel technology, catch composition, and vessel distribution along the coast are crucial for fisheries management and for developing new technologies and market opportunities.

Over the past ten years, all fishing activities have been prohibited from early May to mid-June to protect the fry of the most dominant species on the Egyptian Mediterranean coast from being caught immediately after spawning. However, in the last two years, fishing activities have resumed year-round.

In 2021, the Egyptian General Authority for Fish Resources Development (GAFRD) was restructured and renamed the Lakes and Fish Resources Protection and Development Agency (LFRPDA). Its primary responsibility is to collect all relevant data on Egyptian fisheries and aquaculture, organize and standardize this information, and publish it annually. The agency also submits this data to the Food and Agriculture Organization (FAO).

According to recently published data (LFRPDA, 2022), fish production in Egypt mainly relies on aquaculture, accounting for about 78.7% (as shown in Figures 2 & 3), while fish landings from natural fisheries accounted for approximately 21.3% of total fish production in 2021. Fish production in 2021 decreased by 8,621 tonnes, or 0.43%, compared to 2020. Marine fisheries (Mediterranean and Red Seas combined) contributed around 4.78% to production, while lakes and the Nile River contributed 12.77% and 3.72%, respectively, with fish farming contributing 78.73%. The value of production was estimated at 66 billion pounds (7.22%) compared to 2020.

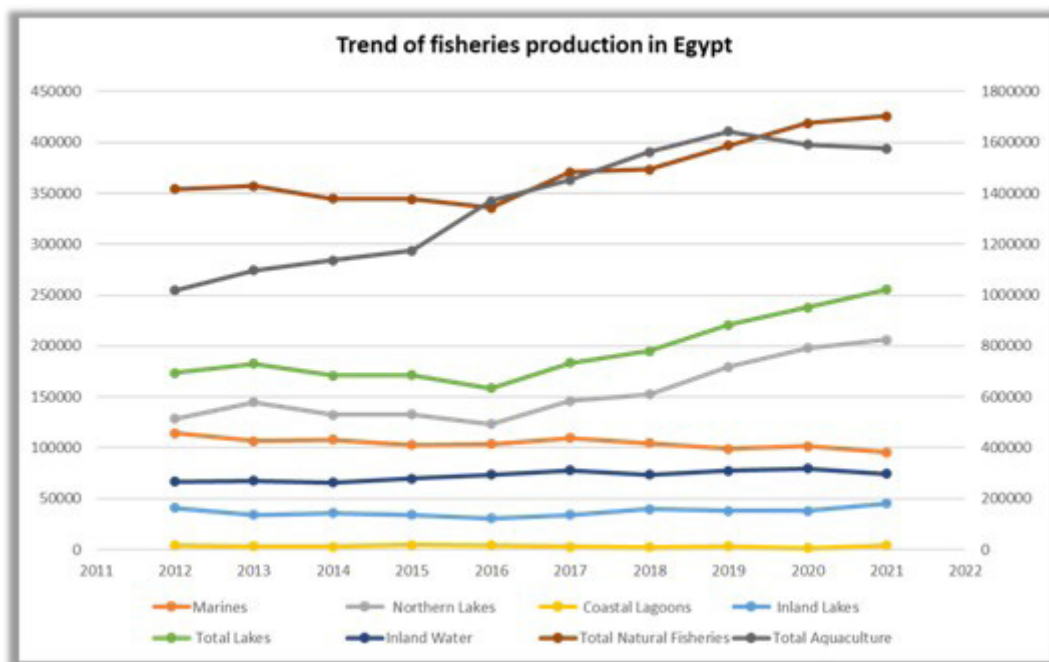


Figure 2: Trend of fish production from different sources (LFRPDA, 2022)

2.1 Egyptian fishing landing grounds (Ports) and fishing gears

There are nine official main landing centres (Fishing Ports), most of which are situated along the Nile River Delta region, as shown in Figure 1. Inshore fisheries are widespread; they rely on small-scale fishermen operating with small boats along the coast.

Landed catches at fishing ports or landing sites vary by location and the number of fishing vessels at each port. Damietta is considered the most important landing site on the Egyptian Mediterranean coast, with a landed catch of 16814 tonnes (24.25% of the total landed catch of the Egyptian Mediterranean), followed by Alexandria, Burullus, and Port Said, which recorded approximately 14153 tonnes (20.41%), 11980 tonnes (17.28%), and 11627 tonnes (16.77%) respectively. Each of the remaining fishing ports landed less than 10% of the total catch of the Egyptian Mediterranean (LFRPAD, 2021).

2.2 Egyptian Fishing fleet

The fishing fleet, subdivided into harbour and main fishing techniques and gear. The longline and passive nets are the main gear types used by professional fishermen. The fishing fleet in 2019 consisted of about 1098 trawlers (operating on the Mediterranean coast of Egypt), 1233 vessels officially using longliners, 478 vessels using passive nets and 237 purse seiners (GAFRD, 2019).

Regarding artisanal fisheries, vessels are typical of the Mediterranean, measuring 4 to 18 metres in length and powered by small outboard or inboard engines ranging from 6 to 150 hp. The main types of fishing gear used include handlines, longlines, gillnets, and trammel nets. They target demersal and pelagic species, with target species changing from one season to the next.

Recreational fishing practices are widespread along the Mediterranean coast. This type of fishing generally involves fishing lines and passive nets, but catches are not recorded. Recreational fisheries and their production have been assessed over the past two years by the MedSea4Fish project in collaboration with GFCM.



Figure 3: Photos of the figure 3: fishing tool and small-scale fishery in the Burullus Lake (source: FORCE FP7 Project, Suzan Kholeif)

In all ports, purse seines targeting small pelagic species showed (on average) the highest catch per day. The catch obtained by trawlers and long-liners varies significantly depending on the port and primarily on fishing grounds (such as bottom depth, distance from the coast, and sediment properties).

2.3 The readdressing of the fishing sector Technologies in Egypt towards alternative decarbonization fuels (Green Transition)

The fisheries sector currently relies entirely on fossil fuels and is becoming more vulnerable to rising fuel prices and the need to cut greenhouse gas emissions. The fishing industry faces major challenges amid the ongoing global energy crisis. Therefore, it must align with society’s shift towards greater energy efficiency and decarbonization across all practices. The ship energy efficiency regulation set by the International Maritime Organization (IMO), which introduced two mandatory energy efficiency mechanisms, the ship energy efficiency design index (EEDI) and the ship energy efficiency management plan (SEEMP), came into force in 2013. Additionally, in 2021, the technical guidelines for the energy efficiency existing ship index (EEXI) and carbon intensity indicator (CII) were adopted (Korican et al., 2022).

Egypt’s Green Blue economy strategy underscores alternative energy measures for fishing, harbors, and vessels.

The blue economy has emerged as a crucial aspect of sustainable development, and Egypt recognizes its importance in addressing climate change and achieving the SDGs. The reduction of emissions and the broader implementation of green and sustainable maritime transport with all its aspects is a main priority for the Egyptian Ministry of Transport, in light of “Egypt’s Sustainable Development Vision 2030”.

As a Country transition from high-carbon to low-carbon energy sources, which is vital for the sustainable development of a blue economy, Egypt set the concrete plans with a time frame towards the implementation of the Green Ports concept with a prime aim to reduce emissions without affecting global trade. Likewise, Egypt has concluded regional and international partnerships to develop port infrastructure projects, establish alternative-fuel terminals for green hydrogen and LNG, develop the Egyptian fishing fleet, and build new vessels powered by renewable energy.

The most significant outcomes and critical bottlenecks attained in the fishing sector (catch)

1. There has been a decline in fish populations due to overfishing and effect of climate change, leading to the loss of certain fish species in the whole Mediterranean Sea. Furthermore, fishermen attribute this to the high cost of fishing gear and the overall cost of living, which have forced them to catch any fish they can to support their livelihoods. This has led to overfishing, ultimately reducing fish stocks.
2. Artisanal fishing activities differ across regions, influenced by biological and environmental factors, as well as the social, economic, and historical contexts in which fishermen operate, along with their traditional customs. However, the high number of licensed fishermen hinders the development of artisanal fishing.
3. Most fishing ports are deteriorating and lack adequate facilities. However, some ports, such as New El-Burullus and Elmaadiya, have an upgrading master plan. Additionally, the Egyptian government plans to build new fishing ports rather than upgrading the existing, deteriorated ones, and aims to adopt sustainable, green practices to support the fishing industry.
4. The absence of a comprehensive body of knowledge about fishing technology and techniques used in different areas (coastal zone, lagoons, open sea, internal waters, etc.)
5. Lack of trained fishermen, harmonisation of sectoral policies, plans, and laws, and poor governance, enhanced.

3. Aquaculture

As published in “The State of Mediterranean and Black Sea Fisheries Report (FAO/GFCM, 2025), Egypt is the leading producer of aquaculture in the Mediterranean region, encompassing both its northern and southern coastlines. Aquaculture is currently Egypt’s largest single source of fish supply, accounting for nearly 65% of the country’s total fish production. Over 99% of this aquaculture output comes from privately owned farms. The development and expansion of modern aquaculture in Egypt began two decades ago, leading to significant growth in recent years and a sharp increase in production. As the fastest-growing segment of the fisheries sector, aquaculture is seen as the only viable option to bridge the gap between fish production and consumption in the country (FAO, 2023).

Most fish farms in Egypt are located in the Nile Delta Region and are classified as semi-intensive brackish-water pond farms (Figure 1). However, the number of these farms declined sharply in the early 1990s due to increased competition for land and water from expansion in agricultural land reclamation. Recent developments in production focus on adopting modern technologies and reflect shifts in the structure of the fish farming community. The high return on investment in aquaculture has attracted many small to mid-level investors, who often have a more scientific background than traditional farmers. As a result, the aquaculture sector is becoming more sophisticated and diverse, with rapid growth in support activities, including local feed mills and hatcheries. The number of fish hatcheries has increased significantly, from 14 in 1998 to over 300 by 2009 (GAFRD, 2009). Additionally, more than 16 fish feed manufacturing companies have been established over the past decade (Barrania et al., 1999), rising from 509 in 2013 to 1630 in 2022 (LFRPDA, Statistics Book, 2022; Table 3).

Table 1: Production trend of nursery & wild fry collection centers / million unit, (2013-2022, LFRPAD, 2022).

مراكز تجميع الزريعة Wildfry Collection Centers	المفرخات Hatcheries	السنة Year
43	509	2013
72	560	2014
95	375	2015
51	277	2016
77	184	2017
45	272	2018
62	304	2019
47	674	2020
50	900	2021
61	1630	2022

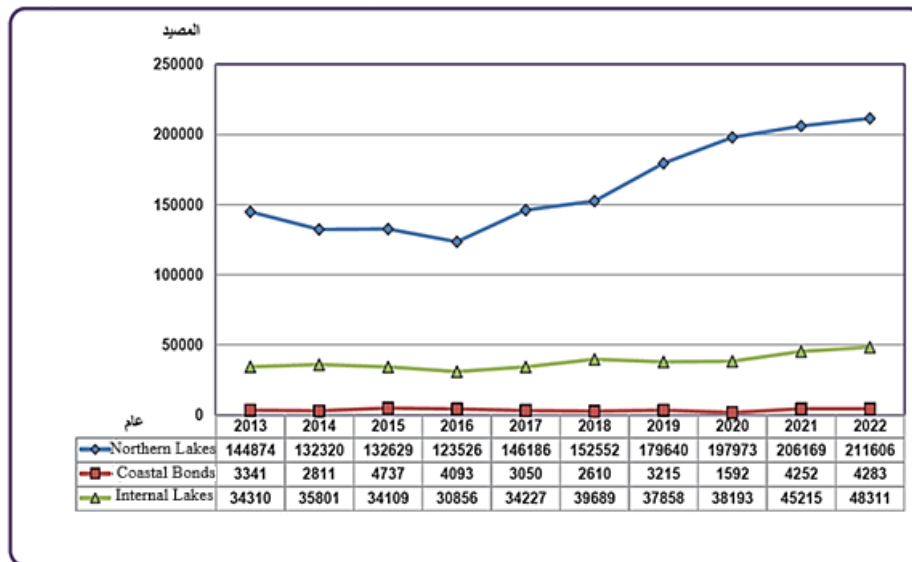


Figure 4: Catch Trend (MT) in all Lakes from 2013-2022 (LFRPDA, Statistics Book, 2022)

However, within Egypt’s total aquaculture production (which remains dominated by freshwater species such as tilapia and mullet), marine production still accounts for only a small part of the overall output.

In recent years, the government has taken significant measures to promote the sector’s development through large-scale projects, including the establishment of fish farms in the Suez Canal region, the Ghalyoun Project (a large-scale Egyptian government aquaculture project), and the Fayrouz Project. By 2023, Egypt contributed roughly 16% of the marine and brackish-water aquaculture output in the Mediterranean–Black Sea region (around 147,000 tonnes) (FAO, 2025).

3.1 Egypt Aquaculture Updated assessment 2022-2023 (based on LFRPAD, 2022; GFCM / regional FAO syntheses Report 2025 and USDA, Egypt: Egyptian Aquaculture Industry - 2025 Update)

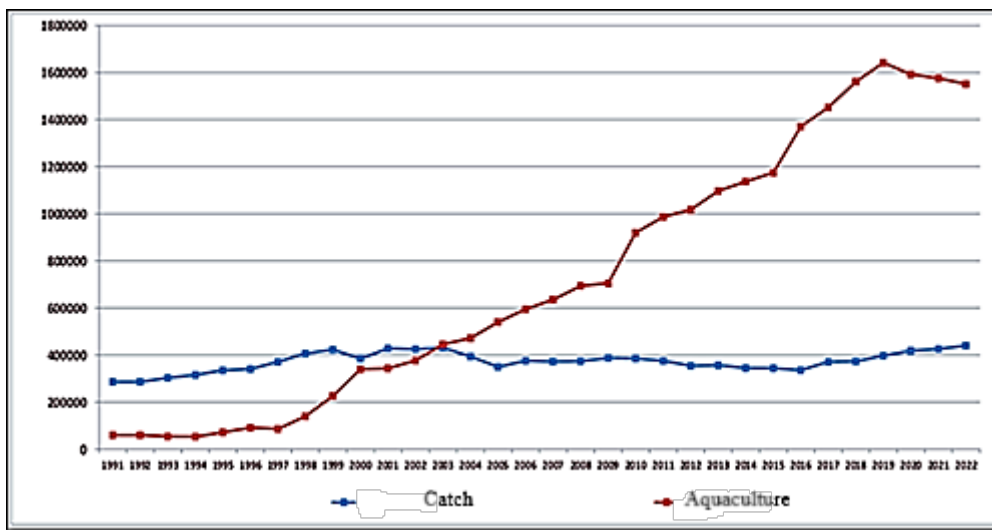
Egypt is the largest aquaculture producer in the Mediterranean / North-Africa region and one of the world’s leading aquaculture producers. Marine aquaculture (notably gilthead seabream, *Sparus aurata*, and European seabass, *Dicentrarchus labrax*) remains strategically important to regional marine-farming systems. Still, in Egypt, the sector is dominated by freshwater production (tilapia and mullet). Large government-backed marine projects have been established in recent years, but continue to show markedly lower hectare-based yields than long-established freshwater lake systems. However, the surge in seabream and seabass supply since the 2000s has led to price pressures, causing some producers to exit the market and others to consolidate, affecting overall investment and profitability. The following sections present updated figures for 2022–2023, key sectoral dynamics, and a forward-looking assessment with prioritized recommendations.

- A. Egypt is the leading aquaculture producer in Africa, producing approximately two million metric tonnes of fish annually, with aquaculture accounting for 80% of this output from private farms. The sector faces challenges such as water competition, limited knowledge of fish disease management, and inadequate processing facilities. Nevertheless, the expected increase in production driven by population growth and economic recovery should encourage stakeholders to pursue sustainable development. Strategies like sustainable feed practices, water-efficiency innovations, and improved farming methods are anticipated to

enhance productivity in Egyptian fish farms.

- B. According to FAO data, Egypt’s total aquaculture production is around 500,000 tonnes per year. The FAO considers Egypt among the world’s largest aquaculture producers, with recent reports indicating total production surpassing 700,000 tonnes. Variations in production figures from different sources emphasise the need for ongoing data collection and transparency. Egypt is gradually increasing its exports of fish and seafood products. The USDA-FAS report (2025 update for 2023) indicates that Egypt exported about 22,226 tonnes of fish, crustaceans, and mollusks, with domestic consumption still dominating production. In the same context, the LFRPAD Statistics Book, 2022, stated that fish export figures increased from 2021 to 2022, rising by 13759 tonnes (Table 2).

Table 2: Total quantity of Exports and Imports of Fish, 2022 compared to 2021 (LFRPAD, 2022)



- C. Large government aquaculture projects observed hectare productivity (illustrative farm data): Independent assessments and national studies show that large new government farms (e.g., projects in the Suez Canal region, Al-Ghalyoun, Al-Fayrouz, and other named farms) have increased production yields in reported field assessments

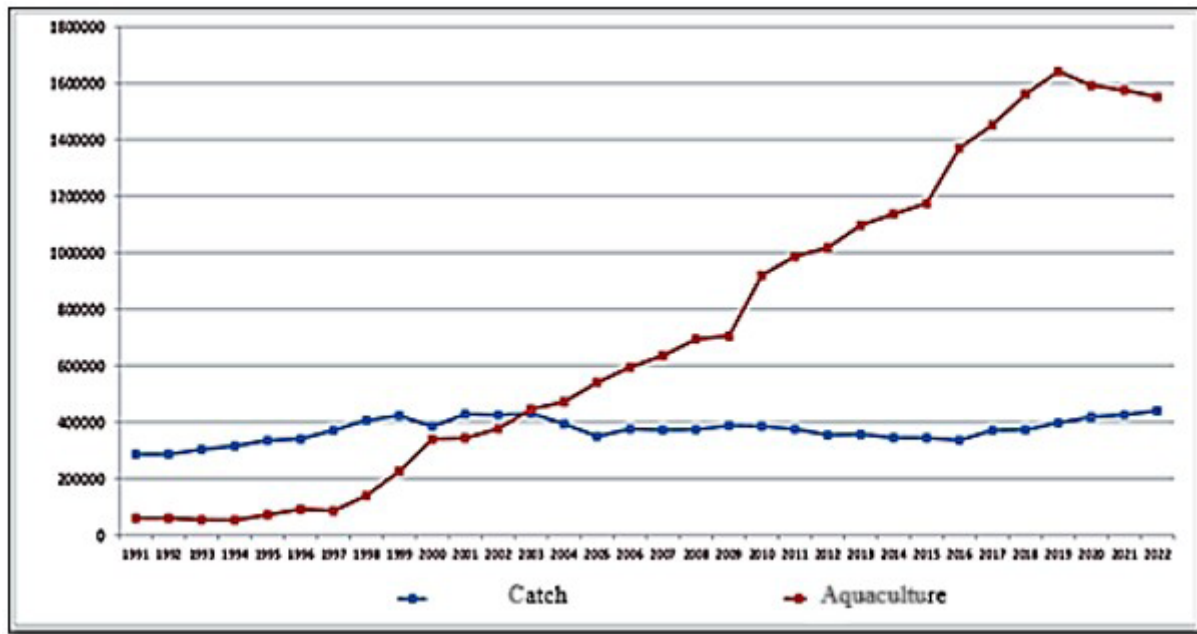


Figure 5: Annual trend of Fisheries and Aquaculture production in Egypt / MT, 1991- 2022, LFRPDA

4. Egypt Fisheries-Aquaculture National Policy

Egypt’s fisheries policy serves as a comprehensive framework primarily managed by the Lakes and Fish Resources Protection and Development Agency (LFRPDA), formerly known as the General Authority for Fish Resources Development (GAFRD), which operates under the Ministry of Agriculture and Land Reclamation. The policy aims for sustainable development and aligns with Egypt’s overarching Vision 2030.

4.1 Key Policy Areas and Regulations

- **Legal Framework:** The primary legislation is Law No. 146 of 2021 for the Protection and Development of Lakes and Fisheries, which updated the previous Law No. 124 of 1983. This law and its 2023 executive regulations govern all aspects of fishing, aquatic life, and aquaculture, including licensing, closed seasons, restrictions on fishing gear, and protected areas.
- **Biosecurity and Quality.** The National Strategy on Aquatic Animal Health Management (¹NSAAH) was developed in 2021 under FAO support within the Progressive Management Pathway to Improve Aquaculture Biosecurity and was submitted in draft form by early 2²2022. The initial development occurred through FAO-WorldFish collaboration in 2021, with the draft strategy available by November 2021 and documented in reports dated April 2022.
- **Institutional Structure:** The LFRPDA is the sole governmental authority responsible for planning, regulation, data collection, and enforcement. It operates through a central office in Cairo and several regional directorates.

¹ National policy shifts, including adoption of related laws and the NSAAH strategy, are referenced in documents from 2021–2022 <https://mel.cgiar.org/projects/1644/518/worldfishs-and-partners-efforts-contribute-to-favorable-policy-shifts-in-egypt-2>

The overall policy seeks to balance the need for increased fish production with the long-term sustainability of the country’s diverse aquatic resources, leveraging rapid aquaculture growth to alleviate pressure on wild capture fisheries.

4.1 ³Other Key Fisheries and Aquaculture–Related Legislation in Egypt.

Table 3: Egypt’s Fisheries and Aquaculture–Related Legislations

No.	Legal Instrument	Year	Type	Main Subject / Purpose
1	Ministerial Decree No. 1030	2003	Ministerial Decree	Issued the Executive Regulations of Presidential Decree No. 470 of 1993 concerning the establishment of a cooperative insurance fund for fishing boats belonging to water resources cooperatives and their members.
2	Resolution No. 70	1986	Ministerial Resolution	Propagated the regulation for land rent under the control of the General Authority for Fisheries Development (GAFRD).
3	Law No. 158	2002	Law	Amended the Water Resources Cooperative Law No. 123 of 1983, strengthening the legal framework governing fisheries cooperatives.
4	Ministerial Decree No. 823	2012	Ministerial Decree	Amended Ministerial Decree No. 329 of 1985 concerning the designation and regulation of aquaculture zones.
5	Ministerial Decree No. 447	2012	Ministerial Decree	Amended Ministerial Decree No. 303 of 1987 related to the executive regulations of the fisheries and aquaculture law and fish farm regulations.
6	Ministerial Decree No. 666	2008	Ministerial Decree	Amended Resolution No. 130 of 2007 regulating fishing activities in the Mediterranean Sea.
7	Ministerial Decree No. 1601	2005	Ministerial Decree	Amended certain provisions of Ministerial Decree No. 1030 of 2003 concerning the cooperative insurance fund for fishing boats.
8	Resolution No. 2919	2004	Ministerial Resolution	Amended Resolution No. 63 of 2002, addressing administrative and regulatory fisheries provisions under GAFRD oversight.
9	Presidential Resolution No. 448	1991	Presidential Resolution	Amended Presidential Resolution No. 465 of 1983 defining water plots to be developed and regulated by the General Authority for Fisheries Development.

³ Source for checking the validity of these regulations: Food and Agriculture Organisation of the United Nations (FAO). FAOLEX: Database of National Laws and Regulations on Food, Agriculture and Natural Resources. Rome: FAO. Available at: <https://www.fao.org/faolex/>

4.2 Egyptian Institutions Relevant to the Fisheries & Aquaculture Sector and Their Roles

Table 4: Egyptian Institutions Relevant to the Fisheries & Aquaculture Sector and Their Roles

Institution	Full Name	Core Mandate / Role in Fisheries & Aquaculture
LFRPAD	Lakes and Fish Resources Protection and Development Agency	Main regulatory body for fisheries & aquaculture; licensing, management of water bodies, data collection, MCS, aquaculture development, hatcheries, zoning.
NFSA	National Food Safety Authority	Regulates food safety standards for fish & seafood; export certifications; SPS/TBT compliance; audits aquaculture farms and processing plants.
MOE	Ministry of Environment	Oversees environmental protection; manages marine protected areas; enforces CBD, Barcelona Convention, pollution controls, and climate adaptation.
EEAA	Egyptian Environmental Affairs Agency	Implements environmental laws; conducts EIA approvals; monitors water quality, pollution, biodiversity; coordinates RAMSAR/MPAs.
MMAF	Ministry of Maritime Transport & Maritime Authority	Oversees ports, maritime operations, vessel safety, implementation of IMO conventions (MARPOL, SOLAS, COLREG, STCW).
Ministry of Water Resources & Irrigation	MWRI	Manages water allocation for aquaculture; controls water quality, drainage, irrigation canals; regulates water salinization and discharge.
Ministry of Foreign Affairs	MoFA	Leads ratification and reporting for international treaties (FAO, UN, AU, GFCM, IOC, CBD, CITES, ILO, IMO).
Ministry of Finance / Economic Planning	MoFEP	Allocates sector budgets; integrates fisheries and aquaculture into NAIP financing; supports climate finance mobilization.
Ministry of Labour	MoL	Manages labour regulations for fishers; potential alignment with ILO C188/MLC standards; addresses occupational safety and social protection.
Ministry of Local Development	MoLD	Manages local-level implementation of fisheries regulations, cooperatives, landing sites, marketplaces.
CAPMAS	Central Agency for Public Mobilization and Statistics	National statistics; collects production, trade, employment and household survey data; supports FAO/GFCM reporting.
NARSS / RCOES	Remote Sensing & Space Science Authorities	Provides satellite data for monitoring coastal zones, aquaculture expansion, climate risks, and ecosystem changes.
Coast Guard / Border Guard Forces	CGBF	Maritime surveillance and enforcement; supports IUU control, vessel monitoring, port security.
Research Institutes	National Institute of Oceanography & Fisheries (NIOF), Central Lab for Aquaculture Research (CLAR), universities	Conduct scientific research on stocks, aquaculture technologies, ecosystem health, climate impacts; generate data for policymaking.
Private Sector & Aquaculture Producers' Associations	Various	Operate hatcheries, feed mills, farms; invest in value chains; support certification and market access.

4.2 The National Action Plan for Fisheries and Aquaculture (NAP), Egypt’s Current (2024–2025) status as outputs from the assessment.

The National Action Plan for fisheries and aquaculture (NAP) in Egypt, outlining a medium-term roadmap from gap to action (2025-2030) that focuses on targeted interventions to address key structural gaps while leveraging Egypt’s comparative advantages. This Roadmap, translated in this report into a table of Strengths, Weaknesses, Opportunities, and Threats (SWOT), presents the findings in a coherent, actionable framework for transforming Egypt’s fisheries and aquaculture sector into a more competitive, environmentally sustainable, and socially equitable pillar of national development. **These findings will be used to assess alignment as input for the SOWT-APH analysis and to assess alignment with AU-FPRS in the following Chapter.**

A brief review of the results of the assessment of the Egyptian Road Map (NAP, 2025-2030)

The assessment highlighted strong production capacity, an established aquaculture base, and strategic geographic access to Mediterranean markets, but also revealed critical regulatory bottlenecks, environmental pressures on key lakes, and persistent value-chain inefficiencies. In direct response, Egypt’s roadmap prioritises governance and policy integration, beginning with the establishment of a fully operational National Fisheries & Aquaculture Authority with a streamlined single-window system and an updated legal framework enabling responsible marine aquaculture expansion and co-management approaches in capture fisheries.

- To address weaknesses (listed in Table 4) related to productivity and technology adoption, the roadmap establishes clear targets for sustainable production growth, including a 20% increase in marine aquaculture output by 2030, faster genetic enhancement programmes for tilapia and mullet, and the implementation of improved feed management and farm efficiency technologies across at least 40% of operations. Environmental vulnerabilities identified as threats, particularly pollution hotspots and habitat degradation, are tackled through a national environmental compliance scheme, significant reductions in pollution loads in Lakes Burullus and Manzala, and ecosystem-based zoning of sensitive habitats such as nurseries and seagrass beds.
- The roadmap also addresses market-related threats and missed opportunities by advancing value chain modernization, upgrading landing sites across six coastal governorates, expanding national cold-chain infrastructure to cut post-harvest losses to below 10%, and deploying certification and traceability systems to unlock high-value export markets.
- Finally, recognizing social inequities revealed in the analysis documented a limited access for women and youth, the roadmap incorporates social and economic inclusion objectives, aiming for a 30% increase in youth-led aquaculture enterprises and supporting women-led micro-processing clusters in ten governorates to ensure equitable benefit-sharing, poverty reduction, and stronger community resilience.
- The implementation of this short-term strategy will be strengthened through a series of targeted support measures, including comprehensive institutional capacity-building programmes to train over sector staff across LFRPAD, the Ministry of Environment, the Ministry of Water Resources and Irrigation, and the

governorate-level authorities, thereby enhancing regulatory oversight, environmental management, and service delivery. To accelerate sector modernization and investment, the plan encourages public–private partnerships in key areas such as feed mills, hatchery development, cold-chain logistics, and value-added processing, ensuring that private capital and technical expertise support national priorities. Simultaneously, a strong focus on digital transformation, including satellite-based monitoring systems, digital licensing, and farm-management applications, will improve transparency, traceability, and evidence-based decision-making while boosting operational efficiency across both capture fisheries and aquaculture.

The outputs are summarized below and will be used in Chapter 2 for a complete SWOT-AHP analysis aligned with AU-PFRS

Egypt Economic Overview and Its Relevance to Fisheries and Aquaculture

Egypt’s economy is highly diversified, with key sectors including agriculture, natural gas, petroleum, the Suez Canal, manufacturing, and tourism. According to the World Bank (2024), agriculture, including fisheries and aquaculture, remains a vital part of rural livelihoods and national food security, contributing around 11–12 % of GDP, employing over 20% of the workforce, and supporting more than 55 % of employment in Upper Egypt and rural governorates. The fisheries and aquaculture sector is especially important in Egypt’s food system. As Africa’s largest aquaculture producer and one of the top 10 in the world, Egypt supplies over 80% of the fish it consumes domestically. This sector is essential for the country’s aim of achieving food self-sufficiency, reducing reliance on imports, and meeting the increasing demand for affordable animal protein.

Egypt’s unique geographic and ecological features, including the Nile Basin, the Northern Lakes, and the Mediterranean and Red Sea coasts, position it well to engage with and benefit from the African Union’s Policy Framework and Reform Strategy (AU-PFRS). This is particularly relevant for:

- Sustainable resource management
- Blue economic development
- Climate-resilient food systems
- Regional trade and integration
- Strengthened governance and research capacity

These geographic and socio-economic factors highlight the need for a unified national strategy to align Egypt’s fisheries and aquaculture governance with the AU-PFRS’s priority areas, ensuring sustainability, resilience, and competitiveness in the region.

Table 5: SWOT analysis of the overall status of Egypt’s Fisheries and Aquaculture Sector

INTERNAL ENVIRONMENT	
STRENGTHS (Internal Positive Factors)	WEAKNESSES (Internal Constraints)
1) Largest aquaculture producer in Africa (ranked among the top 10 globally for tilapia).	1) Environmental degradation, increased salinity, and temperature
2) Strong institutional framework, including the General Authority for Fish Resources Development (LFRPAD); the Ministry of Agriculture, and research institutes.	2) Heavy dependence on freshwater from the Nile, with growing competition from agriculture and urban areas. Pollution trends and water scarcity are affecting long-term viability.
3) Large-scale national initiatives (e.g., Berket Ghalioun, East Port Said mariculture farms, lake restoration) have expanded capacity and improved infrastructure; the Northern Lake Revival Project has increased fish productivity in Manzala, Burullus, and Idku.	3) High input costs, mainly feed, fuel, and energy, lower profitability for small operators.
4) Large domestic market with high fish consumption (~23 kg/person/year).	4) Inappropriate post-harvest infrastructure leading to high losses (10-25%) and old fishing tools in many vessels, undermining sustainability and economic returns
5) Strong value-chain labor force, providing direct employment to hundreds of thousands.	5) Declining capture fisheries due to overfishing and weak enforcement; limited marine aquaculture development despite favorable conditions (such as live feeds and micro diets, which negatively affect the quality and productivity of marine hatchery larvae)
6) Significant progress in hatchery technology, particularly for tilapia, mullet, and catfish.	6) Gaps and variations in data collection and stock assessment for Mediterranean and Red Sea fisheries.
7) Strategic geographic location for marine fisheries access in the Mediterranean and Red Sea, coastal lakes, and the Nile	7) Regulatory and licensing complexities and governance overlap, limiting expansion and private investment.
8) Improved enforcement capacity in some Red Sea and Mediterranean zones.	8) Insufficient adoption of climate change impact on Fisheries and aquaculture tools and technologies.
9) Growing private sector involvement in feed production, hatcheries, and integrated aquaculture systems.	9) Gender inequalities, with women underrepresented in formal value-chain segments.
EXTERNAL ENVIRONMENT	
OPPORTUNITIES (External Development)	THREATS (External Risks)
1. Expansion of marine aquaculture, including seabream, seabass, shrimp, and mariculture cages.	1. Climate change impacts, including temperature increases and salinity intrusion in the Nile Delta.
2. Ongoing national lake restoration projects (e.g., Edku, Manzala, Burullus), which can significantly boost inland fisheries productivity.	2. Sea-level rise threatens coastal lagoons, which are Egypt’s major natural fish production hubs and hold many Aquaculture farms.
3. Growing export opportunities for high-value aquaculture species.	3. Overexploitation of Mediterranean and Red Sea stocks, reducing long-term yields.
4. Blue Economy integration, linking fisheries to tourism, coastal protection, and local livelihoods.	4. Competition from low-cost imported fish affects market prices for local producers.
5. Climate finance mechanisms to support ecosystem restoration, resilient aquaculture, and green energy transition.	5. Fresh water scarcity linked to Nile flow changes and national water-use priorities.
6. Regional partnerships through AU-IBAR, COMESA, and FAO for knowledge exchange and technology transfer.	6. Disease outbreaks in intensive aquaculture systems, especially tilapia.
7. Adoption of digital traceability systems to strengthen market access and compliance.	7. Land-based pollution and agricultural runoff affecting water quality in production zones.
8. Public–private partnerships for investment in feed mills, hatcheries, cold chain, and processing plants.	8. Geopolitical and economic shocks increasing the price of feed inputs (soy, maize, fishmeal).
9. Integrated agriculture–aquaculture systems (IAA) for water-efficient farming in desert regions.	9. High vulnerability of small-scale fishers, who lack safety nets, insurance, and alternative income streams.

CHAPTER 2 ASSESSMENT AND ALIGNMENT OF EGYPT'S FISHERIES AND AQUACULTURE POLICIES AND STRATEGIES WITH THE POLICY FRAMEWORK AND REFORM STRATEGY (PFRS)

5 Introduction to assignment

Egypt's geographic and ecological features, including the Nile Basin, the Northern Lakes, and the Mediterranean and Red Sea coasts, offer significant opportunities to engage with and benefit from the African Union's Policy Framework and Reform Strategy (AU-PFRS). This positioning can motivate stakeholders to leverage the following assets for regional growth: sustainable resource management; blue economic development; climate-resilient food systems; regional trade and integration; and Strengthened governance and research capacity.

5.1 Aim of the assignment

This report assesses the structure, policies, production trends, current performance, constraints, and opportunities of Egypt's fisheries and Aquaculture sector, with clear mapping against the African Union Policy Framework and Reform Strategy (AU-PFRS) for Fisheries and Aquaculture. This assessment aims to provide a strategic roadmap for aligning Egypt's fisheries governance and development trajectory with continental priorities. Aligning national strategies with the AU-PFRS ensures a coordinated, continent-wide approach to fisheries and aquaculture governance. This collective effort enhances Africa's standing in international forums and offers a unified "African Voice" on crucial issues like illegal fishing and trade standards. Monitoring and reporting frameworks, such as those finalized in late 2024, help track progress and maintain accountability at both national and regional levels.

Assess the alignment and readiness for implementation of the fisheries and aquaculture sector with the AU Policy Framework and Reform Strategy (PFRS) using the criteria and indicators from the PFRS Alignment and Implementation Guide and highlighting the CONSMA 2024 when appropriate.

5.2 Objectives of the Report

- Assess the alignment of Egypt's fisheries and aquaculture policy and legal framework with the AU-PFRS in terms of institutional arrangements, fisheries management, aquaculture development, value chains and trade, data and research, MCS and compliance, social inclusion, climate and environment, regional cooperation, financing, implementation and M&E
- Determine the level of alignment with AU-PFRS using Au-PFRS guide
- Identify gaps and priority reform
- Recommend and prioritize a future roadmap to close the gaps in the sector.
- Propose an actionable, costed implementation plan with a robust M&E framework.

5.3 Purpose: *The main objective of this task is to:*

- Evaluate Egypt’s current fisheries and aquaculture strategies and National Action Plan, policies for alignment and coherence with the Policy Framework and Reform Strategy for Fisheries and Aquaculture in Africa (PFRS) and relevant international instruments.
- Support African Union Member States (AU-MS) in developing and implementing national fisheries and aquaculture sectoral strategies and National Agricultural Investment Plans (NAIPs) aligned with the Policy Framework and Reform Strategy (PFRS) for Fisheries and Aquaculture in Africa and with climate change adaptation.
- Propose actionable strategies to strengthen governance, monitoring, and sectoral investments in fisheries and aquaculture.

5.4 Scope of the assignment

This report assesses the governance framework of Egypt’s fisheries and aquaculture sectors, its alignment with the Fisheries Standards Guidelines, and its preparedness for climate change.

The scope of the report covers, and is not limited to, the following:

- A. Policy and Regulatory Analysis: Examining existing policies, legislation, and institutional arrangements governing Egypt’s fisheries and aquaculture sectors.
- B. Alignment with Fisheries Standards Guidelines and Global Instruments: Assessing the alignment of Egypt’s policies with continental and international frameworks.
- C. Climate Change Considerations: Assessing Egypt’s readiness to integrate climate change adaptation strategies into the governance of its fisheries and aquaculture sectors.
- D. Stakeholder Engagement and Institutional Capacity: Analyzing the role of government institutions, private sector actors, NGOs, and research institutions in shaping sector policies and strategies.
- E. Recommendations and Reform Proposals: Identifying key policy interventions, investment priorities, and regulatory updates needed to achieve sustainable growth in the sector.

6. Assessment Approach and Methodology

The assessment applied a mixed-methods, evidence-based approach to evaluate the alignment of Egypt's fisheries and aquaculture sector with the African Union Policy Framework and Reform Strategy for Fisheries and Aquaculture (AU-PFRS) and to identify priority reforms aligned with the Egypt's Fisheries and Aquaculture Sector

The methodology combines:

- Structured policy and institutional analysis
- Documentary alignment scoring expressed as % ages
- Stakeholder consultation for validation
- ⁴SWOT–Analytical Hierarchy Process (AHP) for prioritisation of reforms

1. Scope of the Assessment

This report assesses the status of the fisheries and aquaculture sectors in Egypt, their governance framework, and their alignment with the AU-PFRS Fisheries and Aquaculture Standards Framework. The scope of the report includes:

- a. Analysis of national policies and regulations: Examination of existing policies, legislation, and institutional arrangements governing the fisheries and aquaculture sector in Egypt.
- b. Alignment with the National Fisheries and Aquaculture Standards Framework, identifying gaps and challenges.
- c. Stakeholder engagement: Leveraging the role of government institutions, private sector actors, NGOs, and research institutions in shaping sector policies and strategies.
- d. Recommendations and reform proposals: Identification of key policy interventions, investment priorities, and regulatory updates necessary for the sustainable development and growth of the sector.

2. Desk Review and Policy Analysis

In line with AU-IBAR guidance, a comprehensive desk review was conducted, covering and not limited to:

- National fisheries and aquaculture Production, structure, challenges, legislation, policies, strategies, and action plans (see Chapter 1)
- Recent scientific publication of Egypt and Africa Fisheries, climate change, environment, Sustainable Development,
- Egypt Vision 2030 and NAIP documents
- FAO, World Fish, World Bank, GFCM, USID, EU, recent relevant assessment Reports, IMO,
- Relevant regional, continental, and global instruments of sustainable Development of the sector

Key AU-IBAR reference documents included A Guide for the Implementation of the AU-PFRS, AU-IBAR strategic plans, CAADP Biennial Review reports and AU-PFRS alignment survey frameworks.

⁴ The AU-IBAR Guide for the Implementation of the Policy Framework and Reform Strategy for Fisheries and Aquaculture in Africa does not prescribe the use of SWOT–AHP, Analytic Hierarchy Process (AHP). The application of these methods in this report is used as a complementary analytical tool and not as a formal AU-IBAR requirement.

3. Alignment Scoring and % age Calculation

Evidence sources are standardized and Scoring was based exclusively on objective documentary evidence, including but not limited to:

- National fisheries and aquaculture policies, strategies, legislation, and regulations
- National Action Plans (NAP) and sectoral frameworks
- MCS (Monitoring, Control & Surveillance) records
- Aquaculture licensing databases
- Climate Change Strategy 2050, and Climate vulnerability assessments or adaptation national plans
- Lake and coastal rehabilitation programmes
- Trade and maritime regulations, SPS, and investment policy documents
- Official statistical bulletins or catch/production data
- Minutes and outputs from multi-stakeholder platforms
- Peer-review reports and REC validation reports

Alignment with the AU-PFRS was assessed across all eight policy areas and their outcomes, using predefined documentary indicators. Scoring followed the AU-IBAR documentary evidence scale:

- 0.0 – No documentary evidence
- 0.1–0.5 – Partial documentary evidence
- 0.5–1.0 – Substantial documentary evidence

Scores reflect the depth, legal status, specificity, and relevance to implementation of the documented evidence. Outcome-level scores were aggregated and expressed as alignment % ages (%), enabling standardized comparison across policy areas, regions, and time.

- Outcome Alignment (%) reflects the average score of indicators for each outcome.
- Policy Area Alignment (%) represents the mean of all outcome alignment % ages within the policy area.
- Overall Alignment (%) reflects the average of the eight policy area scores.

This scoring approach is consistent with AU-IBAR requirements for objective, repeatable, and verifiable monitoring of PFRS implementation.

4. Calculation of Alignment % ages and Interpretation

For each outcome, the alignment % was calculated as follows:

- Outcome Alignment (%) = $\left(\frac{\sum \text{Indicator Scores}}{\text{Number of Indicators}} \right) \times 100$
- Policy Area alignment % ages were then calculated as the average of all outcome scores within that policy area.

An overall NAP alignment score was calculated as the average of the eight policy-area alignment percentages.

In line with AU-IBAR reporting practice, alignment % ages were interpreted using the following ranges:

- 0–25%: Low alignment
- 26–50%: Emerging alignment
- 51–75%: Moderate alignment
- 76–100%: Strong alignment

These ranges support the identification of reform priorities and tracking of progress over time. Outcome scores were averaged and converted into alignment % ages (%). Policy Area and overall alignment scores represent the arithmetic mean of outcome-level % ages. This approach enables objective comparison across policy areas, regions, and reporting years.

5. Quality Assurance and Consistency

The assessment applied a conservative scoring approach, prioritising verifiable and officially adopted documents. Where implementation mechanisms were referenced but not operationalised, scores were adjusted downward accordingly. This approach ensures consistency with AU-IBAR reporting standards and enables year-on-year and cross-country comparison.

6. Stakeholder Engagement and Validation

Consistent with AU-IBAR implementation guidance, stakeholder consultations were undertaken to validate findings and enhance interpretation, while maintaining documentary evidence as the sole basis for scoring. This included:

Consultations included:

- Key informant interviews with relevant public institutions.
- Structured review surveys aligned with AU-PFRS outcomes.
- A national validation workshop supported by AU-IBAR, involving government institutions, research bodies, private sector actors, and civil society.

Feedback was used to confirm findings, identify implementation constraints, and refine recommendations.

7. Policy Gap Analysis and Cross-Cutting Issues

Alignment results were analysed to identify policy, institutional, and implementation gaps, using the AU-PFRS implementation guide as the analytical reference. Particular attention was given to cross-cutting issues, including climate change, ecosystem sustainability, gender, and socio-economic inclusion, in line with AU-PFRS principles

8. Prioritisation of Strategic Reforms (SWOT–AHP)

To support implementation, identified gaps were prioritised using a SWOT analysis and further structured through the Analytical Hierarchy Process (AHP). Priority weights were derived through pairwise comparisons, with Consistency Ratios below 0.10, in accordance with accepted AHP standards. A sensitivity analysis ($\pm 10\%$ weight variation) was applied to confirm robustness.

9. Linkage to Investment Planning

In line with AU-IBAR guidance on implementation, priority reforms were explicitly linked to NAIP investment envelopes, ensuring coherence between AU-PFRS alignment, reform sequencing, and financing decisions.

10. Use of Results of Analysis

The resulting alignment scores provide:

- A structured basis for identifying policy and implementation gaps
- Inputs for Appendix- I (Summary of Alignment Scores Across Policy Areas and Outcomes)
- A foundation for linking AU-PFRS alignment with NAP prioritisation
- A baseline for monitoring progress over time through repeated assessments

By applying this structured approach, the assignment aims to provide Egypt with a clear roadmap for improving governance of its fisheries and aquaculture sectors. The final results and findings will be drafted into a set of recommendations for the future orientation:

- Sustainable fisheries management and policy coherence.
- Improved climate resilience strategies for the sector.
- Enhanced regional and global cooperation in fisheries governance.

11. Development of recommendations

Based on the findings, a comprehensive set of policy, regulatory, and investment recommendations was formulated. Actionable guidelines and mechanisms were developed to address identified gaps and support the integration of PFRS instruments into national policies and regulatory frameworks. These recommendations were refined through consultations with key stakeholders to ensure their relevance, broad acceptance, and effective implementation.

AU-IBAR Methodological Find Note

Alignment scores indicate the extent of policy and institutional alignment with the AU-PFRS and do not constitute performance ratings. Regional comparisons are indicative and intended to support learning and harmonization.

7. Glance of policy framework and reform strategy (AU-PFRS) and some other relevant AU-Policies

Policy framework and reform strategy (PFRS) for fisheries and aquaculture

The AU PFRS (2014–2030) outlines the continental blueprint for transforming fisheries and aquaculture. Egypt’s aquaculture sector aligns with several pillars but differs in others. The fisheries–aquaculture sector in Egypt is vital for:

- Food security (over 25 kg/capita annual consumption)
- Employment (around 2.5 million jobs directly and indirectly)
- Economic contribution (EGP 100+ billion annually)
- Development of the Blue Economy

The Policy Framework and Reform Strategy (PFRS) serve as a policy guide for promoting sustainable fisheries and aquaculture development across Africa. It encourages countries to create their own National Fisheries and Aquaculture Policies (NFAPs) that align with this important vision. This collaborative effort is a vital part of the Comprehensive Africa Agriculture Development Programme (CAADP), paving the way for thriving aquatic ecosystems and communities throughout the continent.

The PFRS Framework, validated in 2012 and a cornerstone of the African Union’s Agenda 2063, provides guiding principles for the sustainable development and governance of the continent’s fisheries and aquaculture sectors. Its primary goals include:

- Increasing productivity and profitability.
- Enhancing sustainability and wealth generation.
- Improving social welfare, nutrition, and food security.
- Promoting regional collaborative management and a unified “African Voice” in international policy.

a. PFRS Alignment at the National Level

African Union Member States are encouraged and supported by organisations such as the African Union Inter-African Bureau for Animal Resources (AU-IBAR) and NEPAD to align their national policies and strategies with the PFRS’s provisions. This alignment guarantees that national efforts form part of a coordinated continental approach towards shared development goals, as outlined in the African Union’s Agenda 2063.

Key aspects of this alignment include:

- **Integrated planning:** Incorporating fisheries and aquaculture into national development plans and agricultural strategies.
- **Legal reforms:** Updating national laws (e.g., Uganda’s Fisheries and Aquaculture Act, 2023) to reflect the principles of sustainability, co-management, and good governance promoted by the PFRS.
- **Focus on the Blue Economy:** Integrating the PFRS goals into national blue economy strategies, which is a key goal of Agenda 2063.

- Stakeholder participation: Emphasizing participatory management approaches involving fishing communities, the private sector, and other stakeholders.
- Evidence-based decision-making: Using data and scientific research to inform policy formulation and monitoring.

To facilitate implementation and alignment, a specific guide has been developed outlining criteria, indicators, and mechanisms for aligning national policies with the PFRs. In essence, the PFRs act as a blueprint, while national policies serve as the specific implementation plans tailored to individual country contexts, working towards common African development goals.

b. The ⁵AU-PFRS policy areas

The following table lists the policy areas prioritised for reform to improve the sector’s contribution to the continent’s socio-economic development.

Table 6: The AU-PFRS policy areas

Policy Area	Policy Objectives
1- Conservation and sustainable resource use	To establish national and sub-national governance and institutional arrangements that ensure that the societal contribution generated by Africa’s sectors has the most significant impacts at the most appropriate level
2- Small- scale fisheries development	To improve and strengthen the contribution of small-scale fisheries to poverty alleviation, food and nutrition security and socio-economic benefits of fishing communities.
3- sustainable aquaculture development Policy objective:	To jumpstart market-led sustainable aquaculture through a variety of strategies and, where appropriate, support interventionist development approaches in aquaculture by strong strategic and implementation plans.
4- Responsible and equitable fish trade and marketing	To harness significantly the benefits of Africa’s fisheries and aquaculture endowments through accelerated trade and marketing.
5- Regional and sub- regional cooperation	To strengthen South-South (bilateral and regional) cooperation, and develop coordinated mechanisms among RECs, RFBs and LME-based commissions to ensure coherence of fisheries policies and aquaculture development and their adoption and adaptation
6- Awareness enhancing and human- capacity development	To increase awareness of the potential and importance of the sector and enhanced the capacity of people and institutions in the African fishery sector to ensure the sustainable development of capture fisheries and aquaculture based on current and emerging trends, challenges and needs
7- high seas fisheries	To increase and consolidate the African Voice in the governance and management of high seas fisheries.
8- Cross-cutting issues	This policy area has three dimensions: resilience to climate change, gender and youth, and private sector investment.

⁵ AU-IBAR, “A Guide for the Implementation of the Policy Framework & Reform Strategy for Fisheries & Aquaculture in Africa (PFRS)”. 2015. au-ibar.org

c. **‘SWOT–AHP Summary and Investment Prioritisation (AU-PFRS Aligned)**

SWOT–AHP Analysis and Strategic Reform Prioritisation for Egypt’s Fisheries and Aquaculture Sector (AU-PFRS Aligned)

1. *Purpose and Analytical Framework*

This analysis combines a SWOT assessment with the Analytical Hierarchy Process (AHP) to ensure that strategic reform priorities for Egypt’s fisheries and aquaculture sector are evidence-based, weighted, and consistent with the AU Policy Framework and Reform Strategy for Fisheries and Aquaculture (AU-PFRS).

The approach allows:

- Systematic comparison of strategic options;
- Transparent weighting of policy objectives;
- Quantification of expert judgment;
- Alignment with AU-IBAR M&E and prioritisation requirements.

2. *SWOT Analysis (PFRS-Structured)*

Strengths (S)

- Africa’s largest aquaculture producer with strong private-sector participation (PA3).
- Well-developed feed, hatchery, and grow-out systems (PA3).
- Strong national research and technical institutions (PA6).
- Large domestic market supporting value-chain development (PA4).
- Ongoing lake rehabilitation programs (PA1).

Weaknesses (W)

- Oversight of law enforcement and follow-up on fisheries legislation and mandates (PA1).
- Mild Monitoring, Control and Surveillance (MCS) and limited VMS coverage (PA1).
- Limited digital fisheries data systems (PA6).
- Infrastructure gaps in small-scale fisheries (PA2).
- Partial marine aquaculture and fisheries capacity (PA7).

Opportunities (O)

- AU-PFRS, Agenda 2063, AfCFTA, and Blue Economy financing (PA5, PA8).
- Climate-smart aquaculture technologies (PA3, PA8).
- Regional trade integration through COMESA (PA4, PA5).
- Digital governance and M&E systems (PA6).
- Peer learning and twinning via AU-IBAR (PA5).

⁶The PFRS Implementation Guide does not explicitly include SWOT–AHP or AHP consistency ratio analysis; this technique, applied in this report, was applied as a complementary analytical tool that is usually used by consultants and planners to prioritize strategic actions, for supporting decision-making.

Threats (T)

- Climate change impacts on lakes, deltas, and coastal ecosystems (PA8).
- Environmental degradation and water competition (PA1).
- IUU fishing pressures (PA1, PA7).
- SPS and certification barriers to trade (PA4).
- Social vulnerability of small-scale fishers (PA2)

3. AHP Structure

Table 7 : Prioritize strategic reforms for Egypt’s fisheries and aquaculture sector aligned with AU-PFRS. Level I – Strategic Criteria

Criteria	AU-PFRS priority area (PA)	Weight
C1 – Sustainability & Resource Management	PA1	0.30
C2 – Economic Growth & Trade Competitiveness	PA3, PA4	0.22
C3 –Governance & Institutional Capacity	PA1, PA6	0.18
C4 – Social Inclusion & Livelihoods	PA2, PA8	0.10
C5 – Climate Resilience and Environmental Protection	PA8	0.20

4. Strategic Reform Options (Alternatives)

- A1. Modernisation of fisheries legislation & policy frameworks
- A2. Strengthening MCS and digital fisheries governance
- A3. Rehabilitation of lakes and ecosystems
- A4. Scaling sustainable and climate-smart aquaculture
- A5. Investment in small-scale fisheries infrastructure and livelihoods
- A6. Strengthening regional cooperation and trade harmonisation

5. AHP Results – Prioritisation of Strategic Reforms

Table 8: Weighted Priority Scores

Reform Option	Global Priority Weight	Rank
A2 – MCS & digital governance	0.23	1
A4 – Sustainable aquaculture scaling	0.21	2
A1 – Legislative modernisation	0.18	3
A3 – Lake & ecosystem rehabilitation	0.16	4
A5 – Small-scale fisheries infrastructure	0.13	5
A6 – Regional cooperation & trade	0.09	6

(All alternative-level matrices achieved CR < 0.08)

Interpretation and AU-PFRS Alignment

- Top Priority (A2) directly addresses PA1, PA6, and PA8 and is critical for enforcement, sustainability, and credible M&E.
- Aquaculture scaling (A4) reinforces Egypt’s continental leadership under PA3 and food security objectives.
- Legislative reform (A1) is a foundational enabler across all PFRS policy areas.

- Lake rehabilitation (A3) supports ecosystem recovery, livelihoods, and climate resilience.
- Small-scale fisheries investments (A5) address equity and VG-SSF commitments.
- Regional cooperation (A6), while important, is sequenced after domestic governance strengthening.

7.1 The following integrated section highlights Egypt’s current performance across AU-PFRS Policy priorities

• **Geographic, Demographic, and Economic Context**

(Aligned with AU-PFRS Pillar 1: Enhancing the Contribution of Fisheries to Broad Development Goals)

Egypt covers nearly one million square kilometres and is home to approximately 115 million people (2024), making it one of the most densely populated countries on the continent. The population is predominantly concentrated along the Nile Valley and Delta, where about 98.9 per cent of Egyptians live on only 5.47 per cent of the nation’s land. Several key geographical features influence the fisheries and aquaculture landscape, including the Mediterranean Sea along the northern boundary, the Red Sea to the east, four major northern lakes (Manzala, Burullus, Edko, and Mariout), the 1,532-km stretch of the Nile River system within Egypt, and extensive inland water bodies such as Lake Nasser. Economically, agriculture, comprising fisheries and aquaculture, remains a crucial employer, providing nearly 28 per cent of national jobs and forming the backbone of livelihoods across the Delta and Upper Egypt. The sector benefits from high domestic demand for affordable protein, strategic geographic access to regional markets, and rich coastal and inland ecosystems. However, it faces challenges from high demographic pressure, climate change impacts, hydrological variability, and the ongoing degradation of coastal and freshwater ecosystems.

AU-PFRS Alignment: *Strong alignment in recognizing fisheries as a driver of food security and socio-economic development; gaps remain in climate adaptation and ecosystem protection.*

• **Structure of the Fisheries Sector**

(Aligned with AU-PFRS Pillar 2: Sustainable Fisheries Management and Pillar 3: Sustainable Aquaculture Development)

7.2.1 Marine Capture Fisheries

Egypt’s marine capture fisheries mainly operate in the Mediterranean and Red Seas, as well as in coastal lagoons. Small-scale artisanal fleets dominate these fisheries; however, they are facing increasing competition from industrial vessel owners. Regardless of the efforts that have been made, the sector is characterised by overexploitation of key demersal and pelagic species. In addition to climate-induced shifts in species distribution and declining ecosystem health, sardine, mackerel, shrimp, mullet, seabream, squid, and cuttlefish form the main commercially targeted species. However, the latest reports published by FAO mentioned that the status of many stocks is getting better. Major challenges include weak to moderate enforcement of fisheries regulations, limited scientific capacity for stock assessment, and progressive habitat degradation affecting coral reefs, seagrass beds, and mangrove-ecosystems.

AU-PFRS Alignment: Aligns with objectives on small-scale fisheries support but diverges in effective enforcement, ecosystem stewardship, and stock assessment capacity.

7.2.2 Inland Capture Fisheries

Inland fisheries include the Nile River and its canal network, Lake Nasser, and the northern Delta lakes. These systems provide vital rural employment, support artisanal fishing communities, and contribute to the nutritional security of low-income households. However, inland fisheries face several pressures, such as pollution from industrial and agricultural runoff, declining water flows, and high fishing pressure, which often leads to gear conflicts and resource competition among users. **AU-PFRS Alignment:** Strong alignment with AU goals on small-scale fishers' livelihoods; weak alignment on freshwater ecosystem protection and pollution control.

7.2.3 Aquaculture (Largest Subsector)

Aquaculture accounts for about 65 % of Egypt's total fish production, making it one of the most successful aquaculture hubs in Africa and the Middle East. The industry is predominantly privately operated, with 99 % of production generated by private farms mainly located in the Nile Delta. Freshwater tilapia leads the output, while production systems include semi-intensive brackish-water ponds, intensive ponds, tank systems, cage culture, integrated aquaculture–agriculture models, and emerging marine aquaculture. The sector provides approximately 60,000–70,000 direct jobs and up to 200,000 indirect jobs in processing, feed production, logistics, & retail. **AU-PFRS Alignment:** Strong alignment with the AU vision for aquaculture expansion; gaps remain in environmental safeguards, species diversification, and biosecurity.

- **Production Trends and Performance**

(Aligned with AU-PFRS Pillar 4: Value Chain Development and Pillar 5: Improving Data and Knowledge Systems)

Egypt remains Africa's largest fish producer, with aquaculture driving most growth while many capture fisheries stable. Marine capture from the Mediterranean remains highly variable and is sensitive to climate conditions, whereas Red Sea production is limited by resource access issues and marine protected areas. Aquaculture is mainly driven by tilapia, which makes up 75–80 % of production, while mullet, carp, and catfish also hold significant shares. Marine species such as seabass, seabream, and marine shrimp are limited but present high-value diversification opportunities. Egypt's competitive advantages include efficient feed conversion rates, significant private-sector investment, strong hatchery and feed-mill capacity, and a climate suitable for year-round production. Ongoing challenges include input price fluctuations, water scarcity, environmental restrictions, and limited diversification of cultivated species.

AU-PFRS Alignment: Strong in production expansion and private-sector growth; misaligned regarding environmental sustainability, diversification, and integrated data management.

- **Value Chain, Markets, and Trade**

(Aligned with AU-PFRS Pillar 4: Value Chain and Market Access)

Egypt's domestic fish market remains strong, as fish continues to be the most affordable and widely consumed animal protein in the nation's diet. Market arrangements include large wholesale markets in Cairo and Alexandria, diverse retail networks, and direct on-farm sales within aquaculture clusters. Post-harvest systems, although expanding, remain constrained by inadequate cold-chain infrastructure, fragmented logistics, and limited value-added processing. While export performance is modest, there are notable opportunities in marine aquaculture exports, value-added seafood processing, and expanding high-quality tilapia exports to regional markets in the Middle East and Africa.

AU-PFRS Alignment: Moderate alignment with AU expectations on value-chain development; weak on cold-chain infrastructure, processing, and export competitiveness.

- **Institutional, Policy, and Legal Environment**

(Aligned with AU-PFRS Pillar 6: Governance and Institutional Strengthening)

The institutional landscape includes the Lake and Fish Resources Protection and Development Agency (LFRPAD), affiliated with the Cabinet of Egypt, as the main regulatory body, supported by the Ministry of Agriculture and Land Reclamation, the Ministry of Water Resources and Irrigation, and the Egyptian Environmental Affairs Agency. Research institutions such as the National Water Research Centre (NWRC), the National Institute of Oceanography and Fisheries (NIOF), and universities contribute to scientific guidance and capacity-building. Despite this institutional foundation, the sector faces several governance challenges, including overlapping mandates, fragmented and sometimes inconsistent licensing procedures, insufficient environmental monitoring, and limited enforcement capacity. Opportunities exist for regulatory streamlining, modernization of aquaculture legislation, and enhanced research-industry collaboration.

AU-PFRS Alignment: Strong alignment; major divergence in institutional coherence, environmental regulation, and monitoring capacity.

- **Constraints to Sector Performance**

(Aligned with AU-PFRS Pillars 1–6: Cross-Cutting Priorities)

The sector continues to face a variety of environmental, economic, technological, and governance challenges that impede sustainable development. Environmental concerns; changes in salinity affecting productivity; pollution and nutrient loading; and climate change pressures that alter species composition and distribution. Competition over land and water resources, along with urban encroachment on lakes and wetlands, further restricts sectoral growth. Technological barriers, such as, high feed costs, and weak extension services, limit operational efficiency. Governance issues such as limited capacity for monitoring, control, and surveillance (MCS). Economic difficulties include restricted access to finance, poorly integrated value chains, and significant post-harvest losses.

AU-PFRS Alignment: Several challenges directly mirror AU-identified continental issues; gaps persist in ecosystem management, governance reform, the uptake of innovation, and inclusive financing mechanisms.

^{a78}**Table 9:** Comprehensive AU-PFRS alignment matrix for Egypt covering all eight PFRS policy areas and outcomes (the alignment % is calculated from the Guide Appendix 1)

AU-PFRS Policy Area	Outcome (as per AU-PFRS Guide)	Level of Alignment (%)	Comments on Alignment	Key References / Evidence
Policy Area 1: Conservation and Sustainable Resource Use	Outcome 1.1: Policies, frameworks and tools in place to sustainably increase national benefits from fisheries and aquaculture	Moderate Alignment 55%	Policy frameworks exist, but implementation is constrained by limited stock assessment coverage and ecosystem-based management application.	Fisheries Law No. 146 /2021; Egypt Vision 2030; AU-IBAR PFRS Guide
	Outcome 1.2: Effective national and regional MCS systems in place	Emerging alignment 70%	Partial MCS systems exist; coverage remains limited, especially in marine and lake fisheries.	LFRPAD institutional mandate; FAO CCRF; AU-IBAR MCS Guidelines
	Outcome 1.3: Healthy ecosystems supporting fisheries and aquaculture	Moderate alignment 68%	Lake rehabilitation programs underway, but environmental degradation persists in northern lakes.	Lake Rehabilitation Programs; Ramsar Convention; National Environmental Action Plan
Policy Area 2: Small-Scale Fisheries Development	Outcome 2.1: Secure and equitable access to resources for SSF	Moderate alignment 63%	Strong cooperative structures and social protection mechanisms exist, particularly in inland fisheries.	Fishermen Cooperatives Law; VG-SSF Guidelines
	Outcome 2.2: Improved livelihoods and resilience of SSF communities	Moderate alignment 71%	Livelihood support present, but post-harvest losses and safety-at-sea remain challenges.	Social Protection Programs; FAO VG-SSF
Policy Area 3: Sustainable Aquaculture Development	Outcome 3.1: Enabling environment for sustainable aquaculture growth	Strong alignment 83%	Egypt is Africa's leading aquaculture producer with strong private sector engagement.	National Aquaculture Strategy; FAO Aquaculture Guidelines
	Outcome 3.2: Environmentally responsible and climate-resilient aquaculture systems	Moderate alignment 67%	Progress evident, but marine aquaculture and climate adaptation need scaling.	Environmental Regulations; Climate Change Strategy
Policy Area 4: Responsible and Equitable Fish Trade	Outcome 4.1: Competitive and transparent fish trade systems	Moderate alignment 66%	Domestic markets strong; export systems improving but SPS compliance varies.	SPS Regulations; WTO SPS/TBT Agreements
	Outcome 4.2: Value chain development and reduced post-harvest losses	Moderate alignment 63%	Investments ongoing, but cold-chain and landing infrastructure gaps remain.	National Investment Plans; FAO Value Chain Studies

⁷ Table 9- is derived from the ACECOR-aligned questionnaire, while Tables 8 and 10, are based on complementary qualitative and strategic assessments.

⁸ For analytical clarity, alignment levels were interpreted using the following thresholds:

- 0–25%: Low alignment
- 26–50%: Emerging alignment
- 51–75%: Moderate alignment
- 76–100%: Strong alignment

Policy Area 5: Regional and Sub-Regional Cooperation	Outcome 5.1: Harmonised regional fisheries governance	Moderate alignment 66%	Engagement with COMESA, GFCM, and PERSGA improving but not systematic.	COMESA Frameworks; GFCM Membership
	Outcome 5.2: Shared stock and ecosystem cooperation mechanisms	Emerging alignment 66%	Limited joint stock assessments and data sharing arrangements.	Regional MoUs; AU-IBAR Regional Reports
Policy Area 6: Awareness and Capacity Development	Outcome 6.1: Human and institutional capacity strengthened	Strong alignment 83%	Strong research base, but limited extension and digital training coverage.	Research Institutes; AU-IBAR Capacity Reports
	Outcome 6.2: Knowledge systems and data for decision-making	Moderate alignment 66%	Fragmented data systems; need for integrated digital fisheries governance.	National Statistics; FAO Fisheries Profiles
Policy Area 7: High Seas Fisheries	Outcome 7.1: Participation in high seas governance and RFMOs	High alignment 60%	Egypt has made significant progress in its capacity encourage its vessels to fish participate in high seas	ICCAT Participation; FAO Compliance Agreement
Policy Area 8: Cross-Cutting Issues	Outcome 8.1: Climate change adaptation mainstreamed	Moderate alignment 50%	Policy commitments exist, but operationalization remains partial.	National Climate Strategy; NDCs
	Outcome 8.2: Gender, youth and private sector inclusion	Moderate alignment 65%	Increasing private investment; gender/youth integration is uneven.	Gender Strategy; Private Sector Policies

Table 10: Summary AU-PFRS Policy Areas and Outcomes alignment scores, from an online survey alongside national policy documents, using the Consistency Ratio (as derived from ACECOR-aligned-questionnaire)

AU-PFRS Policy Area	Alignment (%) – Online Survey	Alignment (%) – National Policy Documents	Consistency Ratio (CR, 0–1)	Key References / Evidence
PA1. Conservation & Sustainable Resource Use	60%	63.3%	0.78	Law No. 146 /2021 (as amended); GAFRD strategies; Lake Rehabilitation Programmes; FAO Country Profiles
PA2. Small-Scale Fisheries Development	75%	63%	0.85	SSF cooperatives framework; Social protection schemes; NAIP; FAO SSF Guidelines
PA3. Sustainable Aquaculture Development	85%	80%	0.90	National Aquaculture Strategy; Marine aquaculture pilots; FAOLEX; WorldFish
PA4. Responsible & Equitable Fish Trade	80%	64.5%	0.88	SPS regulations; Fish Quality Control Law; COMESA trade protocols; AfCFTA

PA5. Regional & Sub-Regional Cooperation	65%	66%	0.80	COMESA frameworks; GFCM; PERSGA; Regional MoUs
PA6. Awareness & Capacity Development	60%	74.5%	0.82	ARC, NIOF; Universities; Extension systems; Training programmes
PA7. High Seas Fisheries	40%	53.3 %	0.70	RFMO participation records; UNCLOS status; PSMA implementation
PA8. Cross-Cutting Issues (Climate, Gender, Private Sector)	65%	65%	0.80	NDCs; Climate Adaptation Plans; Gender strategies; Investment laws

Overall National Alignment: ≈ 67%

Calculations footnote.

Alignment (%) scores populated in Table 9 are derived from a binary indicator scoring system (0–1) applied to each AU-PFRS outcome indicator. Online Survey Alignment (%) represents the proportion of indicators scored as “1” by national stakeholders through structured survey responses

- Alignment percentages under the “Online Survey”** column reflect aggregated stakeholder perceptions collected through structured questionnaires mapped to AU-PFRS outcomes and indicators. Responses were scored on a 0–1 scale (0 = not aligned, 0.5 = partially aligned, 1 = fully aligned), averaged by policy area, and converted into percentages. This complements the documentary review by capturing implementation realities not yet fully codified in national policies.
- National Policy Documents Alignment (%)** reflects documentary content analysis of laws, strategies, and regulations against AU-PFRS outcome requirements.

The Consistency Ratio (CR) is calculated as:

$$CR = | \text{Survey Alignment} - \text{Policy Alignment} | / 100,$$

where values closer to 1 indicate strong coherence between stakeholder perception and documented policy commitments.

As shown in Tables 8 and 9, Egypt demonstrates moderate to strong alignment with the AU-PFRS across most policy areas, particularly in sustainable aquaculture development. Governance, MCS implementation, regional cooperation, and high-seas fisheries remain priority areas for reform and investment under the national plan. The average conformity Global Rate (%), as per National Policy Documents (Global Average-Table 9), is ~67%, indicating that the reviewed national policy documents (laws, strategies, plans, and regulations) were assessed against predefined conformity criteria or indicators within the AU-PFRS framework. Each criterion was evaluated as fully aligned, partially aligned, or non-aligned with the AU-PFRS Fisheries Policy and Standards Framework. The individual conformity scores for all criteria across all reviewed national documents were then aggregated (averaged) to produce a single overall conformity percentage. Therefore, 67% represents the average (global) conformity level of the Egyptian National Fisheries and Aquaculture Policy Framework with the requirements of the African Union Fisheries Policy and Standards Framework.

8. Wrap-up of Analysis Results – AU-PFRS Alignment Overview (Egypt)

This assessment draws on the AU-IBAR PFRS alignment methodology and is consistent with findings reported in the AU-IBAR Biennial Report on the Status of Implementation of the Policy Framework and Reform Strategy for Fisheries and Aquaculture in Africa.”

Policy Area 1 (Conservation and Sustainable Resource Use), Moderate levels of alignment are observed under with alignment levels ranging between approximately 60% and 63.3%, indicating that while policy and regulatory instruments are in place, gaps remain in practical implementation, particularly in stock assessment, ecosystem rehabilitation, and Monitoring, Control and Surveillance (MCS), a trend comparable to that identified in Libya and Tunisia.

Policy Area 2 (Small-Scale Fisheries Development) and Policy Area 4 (Responsible and Equitable Fish Trade) demonstrate moderate to high levels of alignment, generally ranging between 69% and 72% , supported by institutional arrangements for cooperatives, social protection measures, and value-chain development, similar to findings reported for Morocco and Ghana.

High levels of alignment are recorded under ***Policy Area 3 (Sustainable Aquaculture Development)***, with alignment exceeding 83%, reflecting established policy frameworks, strong production performance, and significant public and private investment, consistent with patterns observed in Tunisia and Ghana.

Policy Areas 5 and 6 (Regional and Sub-Regional Cooperation, and Awareness and Capacity Development) record moderate alignment levels, averaging between 65.5% and 67 % , reflecting progress in institutional development and regional engagement, capacity deployment, and sustainability of interventions, consistent with observations across all four comparator countries.

Moderate levels of alignment are recorded under ***Policy Area 7 (High Seas Fisheries)***, with a generally moderate 60.3%, reflecting improved engagement in high-seas fisheries governance, progress in the capacity of an operational offshore fleet, and progress in high-sea situation comparable to that observed in Libya and Morocco.

Policy Area 8 (Cross-Cutting Issues), including climate change adaptation, gender equality, and private-sector participation, shows moderate alignment of approximately 65.7%, with strategic commitments evident in national policies, though operationalisation and financing are similarly noted in Tunisia and Morocco (Table 9).

The proposed action, using performance indicators and priority interventions to increase alignment in Egypt's fisheries and aquaculture sector, can be summarized as follows.

1. Transition to ecosystem-based fisheries management (EBFM) and recovery of Mediterranean and lake stocks.
2. Strengthening small-scale fisheries governance, licensing, social protection, and co-management.
3. Scaling sustainable, market-driven aquaculture, including marine finfish, RAS, feed innovation, and biosecurity systems.
4. Upgrading fish value chains, cold chains, quality control, safety standards, and export competitiveness.
5. Enhancing regional cooperation through COMESA, GFCM, MEDPOL, and NEPAD blue economy platforms.
6. Mainstreaming climate resilience, gender, youth, and private sector investment across the sector.
7. Dedicated a special mitigation Climate change program to the Fisheries and Aquaculture Sector.

In conclusion, the confirmed national alignment rate is based on a composite alignment score derived from a triangulated review of national policy and legal documents, regional and international institutional reports, and peer-reviewed scientific literature. All alignment scores were subsequently reviewed, validated, and formally approved through a Stakeholder Consultation Workshop held in Cairo in February 2026, ensuring technical robustness, transparency, and collective endorsement of the results.

This approach ensures that the assessment reflects not only formal policy intent but also documented implementation progress, procedural reforms, and strategic commitments across the fisheries and aquaculture sector. The consolidated alignment percentage presented in this report, therefore, represents the most robust and defensible estimate of Egypt's alignment

with the AU-PFRS, as it accounts for evidence from multiple authoritative sources and minimizes bias associated with reliance on a single documentation stream. The final alignment score adopted in this report is the consolidated percentage resulting from a triangulated assessment of national policies and laws, international institutional reports, and scientific literature, ensuring that all relevant reforms, procedures, and strategic actions are comprehensively captured. Finally, Egypt shows approximately 67% overall alignment with AU-PFRS at the national level, with stronger alignment in policy and institutional frameworks than in implementation outcomes.

9. Summary comparison analysis of Egypt with other AU-MS

Table 11: Comparative Overview of AU-PFRS Alignment: Egypt and Selected AU Member States

AU-PFRS Policy Area	Egypt	Libya	Tunisia	Morocco	Ghana	Key Reference(s)
PA1: Conservation & Sustainable Resource Use	Moderate (60–63%)	Low–Moderate	Moderate	Moderate	Moderate	AU-IBAR (2018); AU-IBAR (2019); AU-IBAR (2020); AU-IBAR (2022)
PA2: Small-Scale Fisheries Development	Moderate–High (63–75%)	Moderate	Moderate–High	Moderate	High	AU-IBAR (2018); AU-IBAR (2019); AU-IBAR (2020)
PA3: Sustainable Aquaculture Development	High (>80%)	Low–Moderate	Moderate–High	Moderate	High	AU-IBAR (2018); AU-IBAR (2019); AU-IBAR (2020); AU-IBAR (2022)
PA4: Responsible & Equitable Fish Trade	Moderate–High (80–74%)	Low–Moderate	Moderate	High	Moderate–High	AU-IBAR (2018); AU-IBAR (2019); AU-IBAR (2020)
PA5: Regional & Sub-Regional Cooperation	Moderate (66–65%)	Low	Moderate	Moderate	Moderate	AU-IBAR (2019); AU-IBAR (2020); AU-IBAR (2022)
PA6: Awareness & Capacity Development	Moderate (60–64%)	Low–Moderate	Moderate	Moderate	Moderate	AU-IBAR (2018); AU-IBAR (2019); AU-IBAR (2022)
PA7: High Seas Fisheries	Moderate (40-53%)	Low	Low	Low–Moderate	Low–Moderate	AU-IBAR (2018); AU-IBAR (2020); AU-IBAR (2022)
PA8: Cross-Cutting Issues (Climate, Gender, Private Sector)	Moderate (65%)	Low–Moderate	Moderate	Moderate	Moderate	AU-IBAR (2018); AU-IBAR (2019); AU-IBAR (2020)

Overall, in comparative terms, Egypt’s overall alignment exceeds the estimated North Africa regional average (approximately 58%) and the continental Africa average (approximately 55%), as derived from synthesis of AU-IBAR country assessment reports. Egypt’s relative strengths are most evident in sustainable aquaculture development, small-scale fisheries support mechanisms, and domestic value-chain development, while areas

requiring further attention, consistent with regional and continental patterns, include Monitoring, Control and Surveillance (MCS), operationalisation of climate change, regional cooperation, and high-seas fisheries governance.

10. National Strategy; GAP-TO-Action

Egypt has developed a National Strategy that sets out a 10-year roadmap (2025–2035) to reform, modernize, and sustainably grow Egypt’s fisheries and aquaculture sector in full compliance with the AU-PFRS principles and indicators, COMESA trade commitments, NEPAD’s Blue Economy Strategy, and Egypt Vision 2030.

Strategic Vision (2035)

Egypt aims to build a sustainable, inclusive, climate-resilient, and competitive fisheries and aquaculture sector that enhances national food security, contributes to the African Blue Economy, transforms rural livelihoods, and strengthens regional leadership in Africa and the Mediterranean.

Sector Challenges

Despite impressive production volumes, the sector faces major constraints:

- Declining stocks in Mediterranean and lake fisheries
- Habitat loss, pollution, poor water quality
- High feed costs and import dependency
- Governance fragmentation across agencies
- Climate-induced salinity, flooding, and temperature variability
- Low marine aquaculture productivity
- Informal and unregulated small-scale fisheries
- Inadequate cold chains and weak export competitiveness

Transforming Fisheries & Aquaculture into Drivers of Equitable Growth and Food Security, Based on Alignment with the AU Policy Framework & Reform Strategy (PFRS). The proposed Road Map Matrix Summary (Table 12) : Priority Gaps, Required Actions & Costed Quick Wins (2025–2030)

Egypt has strong aquaculture performance but needs substantial reforms in governance, monitoring, sustainability, trade, climate adaptation, and social inclusion.

Table 12: Integrated matrix of gaps, priorities, and costed quick-estimated ranges.

Gap Area	Description of Gap (Egypt-specific)	Priority Actions (Aligned with AU-PFRS Pillars)	Costed Quick Wins (12–18 months)	Estimated Cost Range
1. Governance, Regulation & Licensing	Fragmented mandates (LFRPAD, EEAA, Water Authorities), slow farm licensing, inconsistent enforcement.	<ul style="list-style-type: none"> Establish integrated fisheries-aquaculture governance platform. Update regulations for marine aquaculture licensing. Strengthen co-management for Delta lakes. 	Streamline licensing procedures to a 60-day maximum in 3 pilot governorates (Kafr El-Sheikh, Beheira, Port Said).	USD 150k–250k
2. Environmental Monitoring & Water Quality	Pollution in lakes (Manzala, Burullus), limited routine water-quality datasets, salinity intrusion.	<ul style="list-style-type: none"> Deploy real-time monitoring in priority lakes. Implement lake restoration action plans. Strengthen enforcement against industrial/agricultural discharge. 	Install 10 low-cost water-quality stations in 3 lakes; publish quarterly reports.	USD 300k–500k
3. productivity & Technology Adoption	Marine aquaculture under developed; freshwater farms rely on outdated systems; limited hatchery genetics programs.	<ul style="list-style-type: none"> Introduce Recirculating Aquaculture Systems (RAS) and biosecure hatcheries. Support marine cage culture expansion in Red Sea & Mediterranean. 	Pilot 3 RAS demo units + upgrade 2 marine hatcheries (broodstock management).	USD 700k–1.2M
4. Feed & Input Costs	Rising feed prices, reliance on imported ingredients, variable feed quality.	<ul style="list-style-type: none"> Promote local alternative feed ingredients (algae, insect protein). Apply feed efficiency training programs. 	National feed-efficiency training package for 1,000 farmers; demonstrate alternative ingredients in 2 feed mills.	USD 200k–350k
5. Post-Harvest Losses & Value Chains	High losses (20–30%), outdated landing sites, limited cold chain, low women's participation.	<ul style="list-style-type: none"> Upgrade landing sites with hygiene and cold storage. Train processors (especially women) in safety and value addition. 	Cold-chain pilot (5 ice machines + 5 solar coolers) in Delta lakes.	USD 250k–400k
6. Data, Statistics & Stock Assessment	Limited fisheries stock assessments; aquaculture statistics inconsistent.	<ul style="list-style-type: none"> Establish integrated fisheries data system. Conduct biological assessments for Mediterranean & Red Sea stocks. 	Deploy digital logbooks for 500 small vessels + update national aquaculture register.	USD 150k–250k
7. Climate Adaptation & Resilience	Vulnerability to SLR, temperature rise, water scarcity; limited adaptation plans.	<ul style="list-style-type: none"> Develop climate-resilient aquaculture (salinity-tolerant species, offshore systems). 	Pilot climate-resilient farms using saline water (2 locations: North Sinai & Port Said).	USD 400k–600k
8. Finance & Inclusion	Limited financing for SMEs; women poorly represented; high collateral requirements.	<ul style="list-style-type: none"> Create Blue Economy financing schemes with banks & microfinance institutions. 	Establish a micro-loan scheme for 500 small-scale fishers/farmers.	USD 120k–200k
9. Combatting IUU Fishing	Gaps in vessel monitoring (VMS), insufficient community participation, weak enforcement capacity.	<ul style="list-style-type: none"> Expand VMS to artisanal fleet. Build capacity for inspectors. 	Train 300 inspectors + install VMS on 100 artisanal vessels.	USD 350k–550k

I I. Recommendations and future timing- Action

A. Policy & institutional (immediate)

1. Establish the National Fisheries & Aquaculture Authority (NFAA) as a single-window regulator to coordinate LFRPAD, EEAA, MWRI and governorates—mandate: licensing, MCS, EIA oversight and statistics. (Action: Cabinet decision + draft law; timeline 6–12 months.)
2. Adopt the National EBFM Policy and require science-based management plans for priority fisheries (Mediterranean demersals and Nile/lake stocks). (Action: technical drafting with GFCM/FAO; timeline 6–12 months.)

B. Digital & MCS (short term)

1. Digital registry + e-MCS rollout: national farm/vessel registry; VMS expansion; mobile e-MCS apps for SSF. This is foundational for traceability, enforcement and donor confidence.

C. Environmental & climate actions (short–medium)

1. Launch Lake Restoration Pilot (Manzala & Burullus) with pollution reduction, wetland restoration and community co-management (timeline: 24–36 months).
2. Produce National Fisheries Climate Adaptation Plan (aligned to the NAP and AU-PFRS climate indicators) to unlock climate finance (GCF/AF). (Budget: Climate change mitigation fund of the Ministry of Environment as a part of the Paris agreement).

D. Value-chain & trade (short–medium)

1. Upgrade landing sites & cold chain nodes, and deploy national traceability (QR code) and SPS support for SMEs. Link to COMESA corridors to expand intra-African trade.

E. Financing & regional cooperation (short–medium)

1. Create Project Preparation Facility (PPF) to develop bankable projects for climate and infrastructure funds (GCF/ AfDB/World Bank).
2. Negotiate COMESA–AU pilot that links trade facilitation to AU environmental compliance (pilot traceability + joint stock assessment).

F. Implementation modalities & M&E

1. Implementation governance: NFAA with an inter-ministerial Steering Committee (MoA/GAFRD; EEAA; MWRI; Ministry of Finance; Ministry of Trade); sector technical working groups by pillar; donor coordination platform.
2. Monitoring & evaluation: Adopt the indicator set (see section 3 indicators) as national M&E and publish an annual AU-PFRS alignment scorecard. Use the Excel dashboard created earlier for ministers and donors.
3. Capacity & staffing: Train 3,000 staff across LFRPAD, EEAA and governorates on EBFM, MCS, digital tools, and climate adaptation.

12.1 Wrap up this section

Egypt has the capacity, scientific expertise, and production base to become Africa’s leading model of inclusive Blue Growth.

To unlock this potential, there are five policy intervention entry points (Table 13) and four essential actions:

1. Strengthening governance coordination
2. Scale climate-smart aquaculture & lake restoration
3. Invest in socially inclusive value chains
4. Leverage private capital through policy certainty

By aligning fully with the AU PFRS, Egypt can deliver food security, jobs, equity, resilience, and blue economic competitiveness, nationally and across Africa.

Table 13: Five Entry Points for Egypt

Entry Point 1: Governance Reform	Integrate fragmented institutions into a unified authority and strengthen MCS capacity.
Entry Point 2: Northern Lakes Recovery Plan	Implement AU ecosystem-based management and COMESA pollution-control frameworks.
Entry Point 3: Marine Aquaculture Development Zone	Align national zoning and investment incentives with AU & COMESA market-led aquaculture standards.
Entry Point 4: Regional Value Chain Integration	Coordinate with COMESA on seed/fry exchange, feed markets, cold-chain corridors, and export certification.
Entry Point 5: Small-Scale Fisheries, Youth and Women Empowerment	Develop micro-enterprise clusters aligned with AU social development mandates.

12. Policy Brief Summary

Egypt is Africa’s largest aquaculture producer and a strategic fisheries actor in the Mediterranean, Red Sea, and Nile Basin, producing about 2.2 million tonnes of fish annually, with aquaculture accounting for over 80% of output and supporting more than 1.5 million livelihoods. Given its scale and regional influence, Egypt’s alignment with the AU Policy Framework and Reform Strategy for Fisheries and Aquaculture (AU-PFRS) is critical for continental food security, trade integration, and Blue Economy growth.

The alignment assessment indicates that Egypt has achieved an overall alignment of 67% with AU-PFRS, driven by strong performance in small-scale fisheries development, sustainable aquaculture, and responsible fish trade. Moderate alignment is observed in resource conservation, regional cooperation, capacity development, and cross-cutting issues, and high-seas fisheries governance remains a priority that requires more effort.

Targeted support from AU-IBAR, COMESA, and AUDA-NEPAD, particularly in legislative reform, climate-smart implementation, trade facilitation, and investment planning, can rapidly convert Egypt’s existing capacity into measurable results. Strengthening Egypt’s alignment with AU-PFRS will deliver continental benefits by enhancing food security, expanding intra-African fish trade, supporting AfCFTA objectives, and providing a scalable model for sustainable fisheries and aquaculture development in Africa.

13. Recommendations and Future Orientation for AU-IBAR

The AU-PFRS alignment assessment demonstrates that Africa’s fisheries and aquaculture sector has made substantial progress in policy development, but implementation depth, climate resilience, and institutional coherence remain the principal challenges. AU-IBAR’s future role should focus on enabling delivery, through legal modernization, climate integration, data systems, and investment alignment, rather than policy formulation alone. The primary challenge is therefore not the absence of policy, but the translation of policy commitments into measurable and sustainable outcomes. By adopting these recommendations, AU-IBAR can significantly accelerate sustainable, inclusive, and climate-resilient fisheries and aquaculture development across the continent.

The following are proposed actions to support AU-IBAR’s strategic priorities.

1. Move from Policy Alignment to Measurable Results

AU-IBAR should prioritize results-based implementation of the PFRS, focusing on a limited set of impact indicators linked to sustainability, productivity, livelihoods, and climate resilience. Future assessments should emphasize outcomes rather than policy existence.

2. Support Legal and Institutional Modernization

Fragmented and outdated national legislation constrains delivery. AU-IBAR should provide model legal provisions, regulatory templates, and technical assistance to help Member States modernize fisheries and aquaculture laws in line with ecosystem-based management, climate adaptation, co-management, and enforcement standards.

3. Institutionalize Climate-Smart Fisheries and Aquaculture (CSFA)

Climate change remains insufficiently operationalized. AU-IBAR should mainstream CSFA as a mandatory cross-cutting requirement under the PFRS, including climate risk screening of national strategies and alignment with NDCs and national adaptation plans.

4. Strengthen MCS and Data Governance

Weak monitoring, control, surveillance, and fragmented data systems undermine sustainability. AU-IBAR should promote minimum continental standards for MCS, digital licensing, vessel and farm registries, and traceability systems, ensuring interoperability across RECs and fisheries bodies.


5. Enable Inclusive Economic Transformation of Small-Scale Fisheries

Small-scale fisheries are well recognized in policy but underperform economically. AU-IBAR should support Member States in integrating SSF into value-chain development and blue economy strategies, with targeted support for women’s and youth entrepreneurship.

6. Enhance Regional Cooperation and Peer Learning

AU-IBAR should operationalize peer review and twinning mechanisms to accelerate learning and implementation in legal reform, climate adaptation, aquaculture innovation, and MCS modernization, while strengthening coordination with RECs and Regional Fisheries Bodies.

In brief, Africa’s fisheries and aquaculture sector has achieved policy maturity. AU-IBAR’s comparative advantage now lies in implementation facilitation, investment alignment, and performance monitoring. Targeted support in legal modernization, climate integration, data systems, and regional coherence will significantly enhance sustainable blue growth, food security, and employment.



References

1. **Abdel-Hady, M.M. and sector studies (2023–2024)** — Productivity and ownership model analyses for Egyptian aquaculture; assessments of state farm performance.
2. **African Union Commission (AUC). (2023).** Comprehensive Africa Agriculture Development Programme (CAADP) – National Agricultural Investment Plans Guidelines. African Union, Addis Ababa.
3. **African Union–Interafrican Bureau for Animal Resources (AU-IBAR). 2023.** Assessment of the alignment of Ghana’s fisheries and aquaculture policies with the policy framework and reform strategy for fisheries and aquaculture in Africa. Nairobi
4. **African Union Commission (AUC). 2022.** African Union strategy for climate-resilient agriculture (2022–2032). Addis Ababa.
5. **African Union–Interafrican Bureau for Animal Resources (AU-IBAR). 2022.** Assessment of the alignment of Morocco’s fisheries and aquaculture policies with the policy framework and reform strategy for fisheries and aquaculture in Africa. Nairobi.
6. **African Union–Interafrican Bureau for Animal Resources (AU-IBAR). 2022.** Assessment of the alignment of Morocco’s fisheries and aquaculture policies with the policy framework and reform strategy for fisheries and aquaculture in Africa. Nairobi.
7. **African Union–Interafrican Bureau for Animal Resources (AU-IBAR). 2022.** Alignment of Libya’s Fisheries and Aquaculture Policies with the AU-PFRS. AU-IBAR, Nairobi. <https://www.au-ibar.org/resources/libya-fisheries-and-aquaculture-alignment-report>
8. **African Union–Interafrican Bureau for Animal Resources (AU-IBAR). 2021.** Assessment of the alignment of Tunisia’s fisheries and aquaculture policies with the policy framework and reform strategy for fisheries and aquaculture in Africa. Nairobi.
9. **African Union–Interafrican Bureau for Animal Resources (AU-IBAR). 2021.** Guidelines for the alignment of national and regional agricultural investment plans to climate change and environmental management. Nairobi.
10. **African Union Commission and AUDA-NEPAD. 2020.** CAADP biennial review methodology and guidelines. Addis Ababa.
11. **African Union–Interafrican Bureau for Animal Resources (AU-IBAR). (2020).** Review of Morocco’s Fisheries and Aquaculture Governance in Relation to the AU Policy Framework and Reform Strategy. AU-IBAR, Nairobi.
12. **African Union–Interafrican Bureau for Animal Resources (AU-IBAR). 2015.** A Guide for the Implementation of the Policy Framework and Reform Strategy for Fisheries and Aquaculture in Africa. AU-IBAR, Nairobi. <https://www.au-ibar.org/resources/guide-implementation-policy-framework-and-reform-strategy-fisheries-and>
13. **African Union–Interafrican Bureau for Animal Resources (AU-IBAR). 2018.** Alignment of Ghana’s Fisheries and Aquaculture Policies with the AU-PFRS. AU-IBAR, Nairobi. <https://www.au-ibar.org/resources/ghana-fisheries-and-aquaculture-alignment-report>
14. **African Union Commission (AUC). 2014.** Policy Framework and Reform Strategy for Fisheries and Aquaculture in Africa (AU-PFRS). African Union, Addis Ababa. <https://www.au-ibar.org/resources/policy-framework-and-reform-strategy-fisheries-and-aquaculture-africa>
15. **African Union–Interafrican Bureau for Animal Resources (AU-IBAR). (2015).** A Guide for the Implementation of the Policy Framework and Reform Strategy for Fisheries and Aquaculture in Africa (PFRS). AU-IBAR, Nairobi.
16. **African Union–Interafrican Bureau for Animal Resources (AU-IBAR). (2018).** Alignment of National Fisheries and Aquaculture Policies with the Policy Framework and Reform Strategy for

Fisheries and Aquaculture in Africa: Ghana Country Assessment Report. AU-IBAR, Nairobi.

17. **AU Blue Economy Strategy & Agenda 2063** — situates fisheries/aquaculture within broader economic transformation and green growth.
18. **AU-IBAR, “Charting Progress in Monitoring Africa’s Fisheries and Aquaculture through PFRS”** (2024 Indicator Handbook process). au-ibar.org
19. **AU-IBAR, A Guide for the Implementation of the Policy Framework and Reform Strategy for Fisheries and Aquaculture in Africa. 2015.** au-ibar.org
20. **AU-PFRS** — the continental blueprint for sustainable fisheries & aquaculture.
21. **COMESA 2024 Regional Fisheries & Aquaculture Framework** — offers trade, value-chain and regional cooperation instruments. (Complementary to AU-PFRS)
22. **Convention on Biological Diversity (CBD). 1992.** Convention on biological diversity. Rio de Janeiro.
23. **Egypt exports (2023):** ~22,226 t (value and destinations: USDA-FAS 2025 update).
24. **Egypt total aquaculture production (approx.):** 1.55 million tonnes (2022 WB indicator series), aquaculture majority share of national fish supply.
25. **Food and Agriculture Organization of the United Nations (FAO), 2025.** Thematic focus I: Climate Change and Resilience in Aquaculture, FAO, 2025- COFI:AQ/XIII/2025/4 ;<http://www.fao.org/cofi/aquaculture/documents/en>
26. **Food and Agriculture Organization of the United Nations (FAO), 2024.** Blue Transformation actions on climate resilient aquatic – supporting the FAO strategy on climate change. Committee on Fisheries. Thirty-sixth Session, 8-12 July 2024. <https://openknowledge.fao.org/handle/20.500.14283/np428en> 2FAO. 2022. FAO Strategy on Climate Change 2022–2031. Rome
27. **Food and Agriculture Organization of the United Nations (FAO). 2022.** The State of World Fisheries and Aquaculture 2022. Towards Blue Transformation. Rome, FAO. <https://doi.org/10.4060/cc0461en>
28. **Food and Agriculture Organization of the United Nations (FAO). 2020.** Guidelines on sustainable aquaculture development. Rome.
29. **Food and Agriculture Organization of the United Nations (FAO). 2020.** The long-term future of livestock and fishery in Egypt – Production targets in the face of uncertainty. Rome. <https://doi.org/10.4060/ca9574en>
30. **Food and Agriculture Organization of the United Nations (FAO),** — National Aquaculture Sector Overview: Egypt (NASO). FAO Fisheries and Aquaculture Division. (Egypt country profile and production figures).
31. **Food and Agriculture Organization of the United Nations (FAO). 2010.** FAO Technical Guidelines on Aquaculture Certification. FAO, Rome. <https://www.fao.org/3/i0091e/i0091e.pdf>
32. **Food and Agriculture Organization of the United Nations (FAO), “NAP-Fish”** guidance for integrating fisheries & aquaculture in National Adaptation Plans — provides methodological basis for climate adaptation mainstreaming.
33. **Food and Agriculture Organization of the United Nations (FAO). 2001.** International Plan of Action to Prevent, Deter and Eliminate Illegal, Unreported and Unregulated Fishing (IPOA-IUU). FAO, Rome. <https://www.fao.org/3/y1224e/y1224e.pdf>
34. **Food and Agriculture Organization of the United Nations (FAO). 2015.** Voluntary Guidelines for Securing Sustainable Small-Scale Fisheries in the Context of Food Security and Poverty Eradication. FAO, Rome. <https://www.fao.org/3/i4356en/i4356en.pdf>
35. **Food and Agriculture Organization of the United Nations (FAO),** , Technical Guidelines for Responsible Fisheries No. 8 — Indicators for sustainable development of marine capture fisheries. 1999.
36. **Food and Agriculture Organization of the United Nations (FAO). 1995.** Code of Conduct for Responsible Fisheries. FAO, Rome. <https://www.fao.org/fishery/en/code>

37. **General Fisheries Commission for the Mediterranean (GFCM) / FAO** — The State of Mediterranean and Black Sea Fisheries (Special Edition 2023). (Regional aquaculture and fisheries statistics; seabream/seabass data).
38. **Global sustainable fisheries & aquaculture codes** (e.g. FAO CCRF, SSF Guidelines, ecosystem-based management norms) — baseline for best practice.
39. **Government of Egypt. 2016.** Egypt vision 2030: Sustainable development strategy. Cairo.
40. **Government of Egypt. 2022.** National Climate Change Strategy 2050. Cairo.
<https://www.moe.gov.eg/>
41. <https://openknowledge.fao.org/server/api/core/bitstreams/f6270800-eec7-498f-9887-6d937c4f575a/content> **3FAO. 2023.** FAO Action Plan 2022–2025 for the implementation of the FAO Strategy on Climate Change. Rome. <https://doi.org/10.4060/cc7014en> 4Poulain, F., Himes-Cornell, A. & S
42. **International Fund for Agricultural Development (IFAD), 2014.** Guidelines for Integrating Climate Change Adaptation into Fisheries and Aquaculture Projects
43. **International Labour Organization (ILO). 2007.** Work in Fishing Convention, 2007 (No. 188). ILO, Geneva. https://www.ilo.org/dyn/normlex/en/f?p=NORMLEXPUB:12100:0::NO::P12100_ILO_CODE:C188
44. **International Maritime Organization (IMO).** Various years. International maritime conventions (MARPOL, SOLAS, STCW, COLREG). London.
45. **Lake and Fish Resources Protection and Development Agency (LFRPAD). 2023.** Institutional and regulatory framework for fisheries management in Egypt. Cairo.
46. **Lake and Fish Resources Protection and Development Agency LFRPAD. 2022.** Lakes and Fish Resources Protection and Development Agency (LFRPAD). 2022. Institutional Mandate and Strategic Direction. Arab Republic of Egypt. <https://LFRPAD.gov.eg/>
47. **Marine & brackish aquaculture in Mediterranean (regional): ~940,000 t (2023),** seabream & seabass dominant.
48. **Ministry of Agriculture and Land Reclamation (MoALR). 2022.** National fisheries and aquaculture development strategy. Cairo.
49. **Ministry of Agriculture and Land Reclamation (MoALR). 2023.** National agricultural investment plan. Cairo.
50. **MoALR. 2021.** Ministry of Agriculture and Land Reclamation (MoALR). 2021. Egypt Vision 2030 – Agriculture and Fisheries Pillar. Cairo.
<https://mped.gov.eg/EgyptVision>
51. **USDA-FAS (Cairo) — Egyptian Aquaculture Industry — 2025 Update** (covers 2023 trade & policy data). (Exports, market context).
52. **World Bank / Trading Economics — Egypt aquaculture production indicators (WB data series).** (Time series references for national production).
53. **World Fish (WFP) 2024.** Egypt Annual Country Report 2024. Country Strategic Plan 2023 - 2028
54. **World Bank, 2019.** Climate Change and Marine Fisheries in Africa: Assessing Vulnerability and Strengthening Adaptation Capacity. World Bank, 2019
55. **World Trade Organization (WTO). 1995.** Agreement on the Application of Sanitary and Phytosanitary Measures (SPS) and Agreement on Technical Barriers to Trade (TBT). WTO, Geneva.
https://www.wto.org/english/tratop_e/sps_e/spsagr_e.htm
https://www.wto.org/english/tratop_e/tbt_e/tbt_e.htm

Appendixes

Appendix I: A Guide For The Implementation Of The Policy Framework And Reform Strategy

FRAMEWORK TO AID IN THE REVIEW OF (EGYPT'S) FISHERIES AND AQUACULTURE POLICIES AND LAWS USING THE PFRS, REGIONAL INSTRUMENTS AND GLOBAL BEST PRACTICES AS BENCHMARKS

Documents Used in the development of the Framework:

1. A Guide For The Implementation Of The Policy Framework And Reform Strategy For Fisheries And Aquaculture In Africa

Documents Perused:

1. Egypt Vision 2030
2. Egypt National Fisheries and Aquaculture Plan (NAP)
3. Egypt Aquaculture Investment Plan NAIP
4. National fisheries and aquaculture strategies and regulations;
5. Institutional mandates of sector authorities (MoALR, LFRPAD, Ministry of Environment/EEAA);
6. AU-IBAR guidance documents and relevant regional and international instruments.

Overall Level of Alignment: 65%

Computed Alignment of Policy Areas:

1. POLICY AREA 1: Conservation and Sustainable Fisheries and Aquaculture Resource Use: -
2. POLICY AREA 2A: Small Scale Fisheries Development: -
3. POLICY AREA 2B: Identification, Development and Promotion of Estuarine and Mangrove-based Shellfisheries (EMS) among the AU-MS:-
4. POLICY AREA 3: Sustainable Aquaculture Management:-
5. POLICY AREA 4: Responsible and Equitable Fish Trade and Marketing:-
6. POLICY AREA 5: Regional and Sub-Regional Cooperation: -
7. POLICY AREA 6: Awareness Enhancing and Human Capacity Development: -
8. POLICY AREA 7: High Seas Fisheries: -
9. POLICY AREA 8: Cross-Cutting Issues in African Fisheries and Aquaculture: -

Alignment Scoring:

Note: Alignment Scoring, a ‘Yes’ is given unit (1) score, ‘In part’ is assigned 0.5 and ‘No’ is given zero (0). Percent averages are computed for the various policy outcomes, policy areas, as well as the entire framework.

POLICY AREA I: CONSERVATION AND SUSTAINABLE FISHERIES AND AQUACULTURE RESOURCE USE					
Criteria for Alignment YES	Check X to Indicate if:			Level of Alignment (%)	Comment and Reference
	IN PART	NO			
Outcome 1: Policies, frameworks and tools in place to sustainably increase national benefits from fisheries and aquaculture	I	II		55%	Fisheries and aquaculture are recognized in national development strategies; however, ecosystem-based fisheries management, stock assessment coverage, and integration of sustainability tools remain partial. - - Policy frameworks exist, but implementation is constrained by limited stock assessment coverage and ecosystem-based management application Key references: Fisheries Law No. 146/2021; Egypt Vision 2030; AU-IBAR PFRS Guide (2015) Fisheries Law No. 146 /2021 (as amended); Egypt Vision 2030; AU-IBAR PFRS Guide

I	<p>Fisheries and aquaculture are mainstreamed into national development</p> <p>a. Member States should increase allocation of national budgets to fisheries and aquaculture</p> <p>b. The aquaculture development programme should focus on areas where market-led aquaculture investments and developments are underway and accelerated rates of aquaculture production are being achieved, or great potentials exist?</p> <p>c. The state should focus on strengthening the private and public sectors' capacity to develop comprehensive and realistic strategic plans and their implementation in the short to medium term?</p> <p>d. The State must encourage the development, expansion or introduction of new and proven production techniques</p> <p>At regional level:</p> <p>a. harmonize policy, institutional, legal, regulatory, and monitoring regimes to govern aquaculture operations that occur in waters that go beyond national jurisdiction</p> <p>b. endorse and apply standards and norms on aquatic animal health: fish disease, safety, quality and traceability</p> <p>c. implement quarantine measures for the introduction of exotic and genetically modified genomes</p> <p>d. elaborate mechanisms to support and harmonise the activities of regional aquaculture and capture fisheries bodies</p>	X	X			<p>a. Fisheries and aquaculture are recognized in national agricultural and food-security frameworks, and public investments support aquaculture expansion and infrastructure. Egypt budget allocations remain inappropriate for the sector's contribution to food security, employment, and exports, with limited earmarked funding for capture fisheries management, MCS, lake rehabilitation, and climate adaptation. Increased and better-targeted public financing is required to fully align with AU-PFRS expectations. Key References: African Union (2014). AU Policy Framework and Reform Strategy for Fisheries and Aquaculture. -FAO (2022). Review of Fisheries and Aquaculture Development in Egypt. -World Bank (2020). Rebuilding Fisheries: The Way Forward.</p> <p>b. Egypt's aquaculture development is strongly market-led, with private investment driving production growth in the Nile Delta, desert aquaculture zones, and emerging marine aquaculture areas. Government support has largely complemented areas where commercial viability and production acceleration are already evident, consistent with AU-PFRS guidance on sustainable aquaculture development. References: - FAO (2024). The State of World Fisheries and Aquaculture. -Egypt NAIP, Egypt vision 2030</p> <p>c. Egypt possesses strong technical institutions and private-sector experience; however, strategic planning and implementation remain fragmented across institutions and levels of government. Capacity gaps persist in integrated planning, costing, monitoring, and short- to medium-term implementation, particularly for capture fisheries, climate resilience, and cross-sector coordination. References: FAO (2021). Fisheries Governance and Policy Coherence.;AUDA-NEPAD (2018). Strengthening NAIP Implementation.</p> <p>d. Egypt has successfully adopted several improved aquaculture production techniques, particularly in freshwater systems. However, wider uptake of climate-smart, water-efficient, and environmentally sustainable technologies, such as RAS, biofloc, offshore cages, and digital management tools, remains limited by cost, regulatory readiness. References: NAP, NAIP, FAO</p> <p>a. Egypt participates in regional fisheries governance frameworks (e.g. GFCM in the Mediterranean and PERSGA in the Red Sea), which provide platforms for dialogue and coordination. However, there is no fully harmonized regional regulatory or monitoring regime governing aquaculture or fisheries activities beyond national jurisdiction, and implementation remains largely national and fragmented. REFERENCES: GFCM (FAO), Mediterranean fisheries governance framework PERSGA, Regional cooperation mechanisms for the Red Sea and Gulf of Aden</p> <p>b. Egypt applies international standards for aquatic animal health and food safety through FAO/OIE (WAOAH) guidelines and Codex Alimentarius, particularly for export-oriented production. However, traceability, biosecurity enforcement, and harmonized regional application of standards remain uneven, especially in domestic markets and small-scale systems. References: FAO, Aquaculture development and aquatic animal health guidelines Codex Alimentarius Commission, Fish and fishery products standards</p> <p>c. Egypt has established national controls regulating the importation and movement of live aquatic organisms, including quarantine and approval procedures, particularly to protect the dominant tilapia-based aquaculture sector. While regional coordination could be strengthened, national quarantine measures are in place and applied. References: FAOLEX, Egypt fisheries and aquaculture legislation FAO, Responsible movement of live aquatic animals</p> <p>d. Egypt actively engages with regional fisheries bodies (GFCM, PERSGA, COMESA platforms), contributing to shared assessments and policy discussions. However, harmonising planning, data sharing, and joint implementation across aquaculture and capture fisheries bodies remains limited and largely project-based. References: COMESA, Regional fisheries and aquaculture cooperation frameworks. - FAO, Role of RFBs in fisheries governance</p>
---	--	---	---	--	--	--

2	Globally accepted best practices integrated into national policy frameworks and tools 1. Does the policy promote globally accepted best practices and pursuing excellence in fisheries science and integrated evaluations? 2. Does it promote effective management, improved product processing, utilization and technology transfer?		X X			1. Egyptian fisheries and aquaculture policies increasingly reference international best practices, including ecosystem-based management, precautionary approaches, and science-informed planning. National research institutions and universities contribute to fisheries science; however, integrated stock assessments, ecosystem evaluations, and routine science-policy feedback mechanisms remain limited, particularly in capture fisheries and climate impact assessments. References: Law No. 124 of 1983 on Fishing, Aquatic Life and Aquaculture (as amended); LFRPAD mandate 2. National strategies encourage value-chain development, aquaculture intensification, and improved productivity, with growing private-sector investment in feeds, hatcheries, and processing. Nevertheless, technology transfer, post-harvest innovation, and value-added processing remain uneven, particularly for small-scale fisheries, and are constrained by limited extension services and infrastructure. References: Egypt Vision 2030 – Agriculture and Food Security Pillars Ministerial Decree No. 447 of 2012 (aquaculture and fish farm regulations) FAO, Value chain development for fisheries and aquaculture
3	Are policy and management decisions made based on the existence of reliable data and information management systems?		X			Egypt maintains fisheries licensing, production statistics, and administrative databases through GAFRD and related agencies. However, data systems are fragmented, largely non-digitalized, and not fully integrated across institutions. Real-time monitoring, comprehensive catch data, and climate-linked analytics remain limited, reducing evidence-based decision-making. References: GAFRD/LFRPAD administrative and statistical reporting systems FAO, Fisheries statistics and data management guidelines
4	Adoption of participatory fisheries management mechanisms/approaches		X			Egypt applies participatory mechanisms through fisheries cooperatives, water resources cooperatives, and community engagement in inland and lake fisheries. However, formal co-management frameworks, legally empowered community decision-making, and systematic stakeholder inclusion in management planning remain limited and uneven across regions. References: - Law No. 123 of 1983 on Water Resources Cooperatives (as amended by Law No. 158 of 2002) - Presidential Decree No. 470 of 1993 (fisheries cooperative structures) - FAO, Voluntary Guidelines for Securing Sustainable Small-Scale Fisheries (VGSSF)
Outcome 2: Effective and sustainable national and regional Monitoring, Control and Surveillance systems in place to ensure that sustainable benefits are realized		I	I	0	%70	MCS systems exist but coverage remains limited in marine and lake fisheries; regional MCS cooperation is not fully operational. Key reference: LFRPAD mandate; FAO CCRF; AU-IBAR MCS Guidelines
I	Are there aspects of MCS in place?		X			Egypt has established core MCS components, including vessel licensing, fishing gear regulations, closed seasons, and patrols implemented by GAFRD (Now become LFRPAD), in coordination with maritime and security authorities. However, MCS coverage remains uneven, with limited use of electronic monitoring systems (e.g. VMS, AIS), weak observer programmes, and insufficient capacity for systematic enforcement, particularly in marine and lake fisheries. References: - Law No. 140 of 2021 on Fishing, Aquatic Life and Aquaculture (as amended) - Ministerial Decree No. 666 of 2008 regulating fishing activities in the Mediterranean Sea - LFRPAD mandates on fisheries regulation and control - FAO, Monitoring, Control and Surveillance in Fisheries
2	Are there mechanisms in place for efficient and effective regional cooperation on fisheries MCS?	X				Egypt participates in regional fisheries bodies and initiatives that promote MCS cooperation, including the General Fisheries Commission for the Mediterranean (GFCM), PERSGA for the Red Sea, and COMESA frameworks. These mechanisms support information exchange and policy coordination; however, joint patrols, harmonized enforcement procedures, and real-time data sharing remain limited and largely project-based. References: - GFCM (FAO), Regional MCS and compliance framework - PERSGA, Regional fisheries cooperation mechanisms - COMESA, Regional fisheries and aquaculture cooperation initiatives
Outcome 3: Healthy ecosystems to support sustainable fisheries and aquaculture		I	2		%68	Environmental protection programmes exist, including lake rehabilitation; however, pollution and habitat degradation continue to affect productivity. Key references: National Environmental Action Plan; Ramsar Convention
I	Are Scientific research (natural, social, economic and technological) that support fisheries management and aquaculture development in place?	x				Egypt has a well-established scientific and research base supporting fisheries and aquaculture, including public research institutes, universities, and technical centers conducting biological, technological, and socio-economic studies. However, applied ecosystem-based research, integrated stock assessments, socio-economic impact analysis, and climate-ecosystem modeling are not yet systematically embedded in management decision-making processes. National / International References: - Central Laboratory for Aquaculture Research (CLAR), Ministry of Agriculture - Egyptian universities and national research centers - Law No. 124 of 1983 on Fishing, Aquatic Life and Aquaculture - FAO, Ecosystem Approach to Fisheries (EAF)

2	(a) Are there tools and programmes in place to protect fishery resources and their habitats?		X			<p>a) Egypt has designated protected areas, implemented seasonal closures and illegal gear restrictions, and launched lake rehabilitation programmes aimed at conserving fishery resources and critical habitats. Nevertheless, enforcement of laws and regulations remains inconsistent, and habitat degradation, particularly in northern lakes, coastal lagoons, coral reefs, and seagrass ecosystems, continues due to pollution, land reclamation, and climate change</p> <p>References:</p> <ul style="list-style-type: none"> - Law No. 102 of 1983 on Natural Protectorates - Egyptian Environmental Affairs Agency (EEAA) mandates/annual reports - GAFRD/LFRPAD regulations on closed seasons and gear restrictions - FAO, Fisheries management and habitat protection guidelines <p>b) Egypt has adopted environmental legislation and participates in international conventions addressing marine pollution, hazardous substances, and waste management. While regulatory frameworks exist, enforcement is uneven, and pollution from agricultural runoff, industrial discharge, wastewater, and plastic waste continues to threaten aquatic ecosystems and fisheries productivity.</p> <p>National / International References:</p> <ul style="list-style-type: none"> - Law No. 4 of 1994 on Environmental Protection (as amended) - EEAA environmental compliance and monitoring frameworks - MARPOL Convention and Barcelona Convention (Mediterranean) - FAO, Marine pollution and fisheries sustainability
	(b) Are there measures to adhere to national, regional and international pollution instruments, standards and practices, especially regarding chemical products and plastics?		X			

POLICY AREA 2A: SMALL SCALE FISHERIES DEVELOPMENT					
Criteria for Alignment YES		Check X to Indicate if:		Level of Alignment (%)	Comment and Reference
		IN PART	NO		
Outcome 1: Role and importance (contribution) of fisheries for improved livelihoods, food and income of small-scale fishing communities and related operators are evident, recognized and secured in Member States		1	3	%63	Small-scale fisheries are recognised through cooperatives and social protection mechanisms, though infrastructure and post-harvest losses remain constraints. Key references: Fishermen Cooperatives Law; FAO VG-SSF
1	Are there mechanisms and strategies that highlight the economic and social importance of small-scale fisheries development?	X			<p>Egypt's national policies and sector strategies explicitly recognize small-scale fisheries as a critical source of employment, food security, and income, particularly in inland waters, northern lakes, and coastal communities. Small-scale fisheries are acknowledged in national food-security discourse and supported through cooperatives and social protection mechanisms.</p> <p>National / International References:</p> <ul style="list-style-type: none"> - Law No. 124 of 1983 on Fishing, Aquatic Life and Aquaculture - Law No. 123 of 1983 on Water Resources Cooperatives (as amended by Law No. 158 of 2002) - Egypt: Law 146/2021 and Fisheries Development - Egypt Vision 2030 – Agriculture and Food Security Pillars - WorldFish & Partners (2021) – FAO – Sustainable Small Scale Fisheries Policy Support
2	Are there mechanisms and strategies to unlock and unleash potentials of the subsector to generate socio-economic benefits?		X		<p>Egypt has introduced measures to support livelihoods in small-scale fisheries, including cooperative structures, access to fishing rights, and limited infrastructure investments. However, constraints such as weak access to finance and limited post-harvest facilities limit the full realization of socio-economic benefits.</p> <p>References:</p> <ul style="list-style-type: none"> - Presidential Decree No. 470 of 1993 (fisheries cooperatives) - Egypt: Law 146/2021 - Law 823/2012 for Insurance on Fishermen working on the fishing vessels - GAFRD/LFRPAD for programmes supporting artisanal fisheries - FAO, Voluntary Guidelines for Securing Sustainable Small-Scale Fisheries (VGSSF)
3	Is there a system to facilitate organized value chain development in order to effectively derive the benefits from small-scale fisheries?		X		<p>Small-scale fisheries participate in domestic fish markets through wholesale and retail systems, and some landing sites and markets have been upgraded. However, value-chain organization remains largely informal, with limited cold-chain infrastructure, weak traceability, and minimal value addition, resulting in post-harvest losses and reduced incomes.</p> <p>National / International References:</p> <ul style="list-style-type: none"> - Ministerial Decree No. 447 of 2012 (fisheries and fish farm regulations) - Egypt Vision 2030 – Agro-processing and market development objectives - FAO, Post-harvest losses and value chain development in fisheries
4	Are small-scale fisheries prioritised in National Agricultural Investment Plans (NAIP), Poverty alleviation documents and National strategy documents, etc.?		X		<p>Small-scale fisheries are referenced in Egypt's NAIP, agricultural strategies, and poverty alleviation frameworks, particularly in relation to food security and rural employment. However, prioritization is often implicit rather than explicit, and dedicated budget lines and targeted investment programmes for small-scale fisheries remain limited.</p> <p>References:</p> <ul style="list-style-type: none"> ● Egypt National Agricultural Investment Plan (NAIP) ● Egypt Vision 2030 – Social Justice and Rural Development Pillars ● FAO, Integrating fisheries into national development planning
Outcome 2: Bilateral and regional cooperation for the effective management of shared fishery resources and ecosystems is strengthened		1	1	%75	<p>-Egypt participates in regional arrangements, but joint stock management and shared ecosystem governance remain limited.</p> <ul style="list-style-type: none"> - Overfishing, habitat degradation, and limited stock assessments <p>Key references: COMESA Frameworks; GFCM</p>

1	Are there provisions for the adoption and implementation of Regional and intra-regional minimum terms and conditions for access?		X			Egypt participates in regional fisheries governance frameworks that promote harmonised access conditions and responsible fishing practices, particularly through the General Fisheries Commission for the Mediterranean (GFCM) and Red Sea regional arrangements. However, there is no comprehensive, binding system of regional minimum terms and conditions for access that is uniformly adopted and enforced across shared waters, and implementation remains national mainly. References: - GFCM (FAO), Mediterranean fisheries management and access frameworks - PERSGA, Regional cooperation in the Red Sea and Gulf of Aden
2	Are there mechanisms in place for efficient and effective regional cooperation on fisheries management, including MCS, migratory and shared stocks?	X				Egypt actively engages in regional fisheries bodies and cooperative mechanisms addressing migratory and shared stocks, including participation in stock assessments, data exchange, and policy coordination. Nonetheless, joint management plans, coordinated MCS operations, and real-time data sharing for shared and migratory stocks remain limited and largely project-driven. References: ● GFCM, Regional plans for small pelagics and demersal stocks ● COMESA, Regional fisheries and aquaculture cooperation frameworks ● FAO, Management of shared and migratory fish stocks
Outcome 3: Fishers are organized to foster good fisheries governance, sustainable development and responsible use of natural resources		I	I		%75	Fisher cooperatives are active; participatory fisheries management practices require further institutionalization. Key references: FAO VG-SSF; AU-IBAR SSF Reports
1	Are the international Guidelines for Securing Sustainable Small-scale Fisheries appropriately applied?	X				Egypt's fisheries governance framework reflects several principles of the VGSSF, including recognition of small-scale fisheries, support for cooperatives, and attention to livelihoods and food security. However, VGSSF application is implicit rather than explicit, with limited formal incorporation into national legislation, policy instruments, or operational guidelines, particularly regarding rights-based approaches, co-management, and social safeguards. References: - Law No. 124 of 1983 on Fishing, Aquatic Life and Aquaculture - Law No. 123 of 1983 on Water Resources Cooperatives (as amended) - FAO, Voluntary Guidelines for Securing Sustainable Small-Scale Fisheries (VGSSF)
2	Are provisions made for the capacity of fisheries stakeholders and institutions for participatory management of the fisheries to be developed and nurtured?		X			Egypt has institutional structures for stakeholder participation through fisheries cooperatives, local associations, and extension services. However, systematic capacity-building and inclusive stakeholder engagement (including women and youth) remain limited and uneven across fisheries. References: - Presidential Decree No. 470 of 1993 (fisheries cooperatives framework) - GAFRD/LRRPAD extension and advisory services - FAO, Participatory fisheries management and co-management

POLICY AREA 2B: Identification, Development and Promotion of Estuarine and Mangrove-based Shellfisheries (EMS) among the AU-MS						
Criteria for Alignment YES		Check X to Indicate if:			Level of Alignment (%)	Comment and Reference
		IN PART	NO			
OUTCOME 1: Recognition of EMS among AU-MS			I	0	% 30	EMS is not a distinct policy focus in Egypt due to limited mangrove and estuarine shellfish systems. Key references: National Fisheries Policies
1	Are there provisions to account for EMS among AU-MS?			X		In Egypt, estuarine and mangrove ecosystems are recognized within broader environmental, coastal zone, and biodiversity frameworks, particularly along the Red Sea and lagoon systems (e.g. Nile Delta lagoons). However, EMS are not consistently treated as a distinct fisheries management category within fisheries legislation or policy instruments, limiting targeted governance and investment. References: - Law No. 102 of 1983 on Natural Protectorates - National Biodiversity Strategy and Action Plan (NBSAP), Egypt - AU-PFRS, Policy Area 3 (Sustainable Management of Fishery Resources) - FAO, Mangrove ecosystem services and fisheries
2	Do AU-MS assign budget allocations to the conservation and development of EMS?		X			Public funding for EMS-related activities in Egypt is mainly channelled through environmental protection, coastal management, and climate adaptation programmes rather than dedicated fisheries budget lines. As a result, financing for EMS conservation and fisheries development is indirect, project-based, and often donor-supported. References: - Egypt Environmental Affairs Agency (EEAA) programmes - National Climate Change Strategy (NCCS 2050) - World Bank / GEF coastal and wetlands projects - AU-PFRS, Policy Area 5 (Investment and Financing)
OUTCOME 2: Management of EMS among AU-MS			I	I	%25	No structured EMS management or data systems in place. Key references: FAO , National polices-

1	Are the estuarine and mangrove-based shellfisheries co-managed?			X		Formal co-management arrangements for estuarine and mangrove-based shellfisheries are not institutionalised in Egypt. Management remains largely centralised, with very limited legal empowerment of local communities, tourists, or users in EMS-specific decision-making fisheries. References: FAO, Fisheries co-management guidelines
2	Are catch data in EMS recorded regularly to inform management strategies?		X			Insufficient integrated environmental monitoring and public reporting to collect data; Catch data collection exists at the national level through LFRPAD, particularly for lagoon fisheries. However, EMS-specific disaggregation (e.g. mangrove-associated or estuarine shellfisheries) is very weak, irregular, and insufficiently used for adaptive management or stock assessment. References: GAFRD annual fisheries statistics FAO FishStatJ methodology AU-PFRS, Policy Area 4 (Knowledge, Information and Statistics)
OUTCOME 3: Promotion of EMS among AU-MS			I		%25	No targeted promotion strategies identified.
1	Are there strategies to promote EMS on the local and international markets?		Very limited			Egypt does not have dedicated marketing or value-chain strategies specifically targeting EMS-based fisheries products. Promotion efforts focus on general fisheries and aquaculture commodities, with limited branding, certification, or traceability linked to sustainable estuarine or mangrove systems. References: - Egypt fisheries marketing and export regulations - FAO, Sustainable seafood value chains

POLICY AREA 3: SUSTAINABLE AQUACULTURE MANAGEMENT

Criteria for Alignment YES	Check X to Indicate if:			Level of Alignment (%)	Comment and Reference
	IN PART	NO			
Outcome 1: Improved market-led aquaculture investments	6	3		%83	Egypt is a continental leader: strong private sector farms, feed mills, hatcheries and R&D capacity. However, marine aquaculture underperforms in many state projects and biosecurity and EIA enforcement are inconsistent. Key references: National Aquaculture Strategy; FAO, World Fish, GFCM Egypt assessment Reports, Aquaculture Guidelines
1	Are market campaigns included for aquaculture products (awareness creation, PPPPs – Price, Place, Promotion and Product)?	X			Market promotion for aquaculture products exists mainly through general food security, export promotion, and private-sector initiatives. However, there is no comprehensive, government-led aquaculture-specific marketing strategy explicitly applying the full PPPPs framework. References: - Ministry of Agriculture and Land Reclamation (MALR) strategies - General Organization for Export and Import Control (GOEIC) - AU-PFRS, Policy Area 6 (Value Chains, Trade and Markets)
2	Aquaculture infrastructure- Are there measures for the state to provide basic infrastructure for aquaculture development?	X			Egypt has invested significantly in aquaculture infrastructure, including land allocation, water channels, hatcheries, roads, and power supply, particularly through national aquaculture projects and fish farming zones. References: - Ministerial Decree No. 329 of 1985 (Aquaculture zones) and amendments - National Aquaculture Development Projects and NAIP
3	Financing/investment strategy - Are there strategies for the promotion of financial instruments such as guarantee funds, micro-credit institutions?	X			The Agricultural Bank of Egypt (ABE) provides specialized lending schemes to finance aquaculture and fish production as part of its broader strategy to support Egypt's agricultural and food security sectors in 2026. Access to finance exists through agricultural banks and SME programmes, but tailored financial instruments (e.g. aquaculture-specific guarantee funds, risk insurance, green finance) remain limited and not systematically scaled. References: - Agricultural Bank of Egypt lending schemes - Ministry of Planning, Economic Development Strategy Agency 2025-2026 programmes ; https://mped.gov.eg/singlenews?id=6505&lang=en#
4	Quality assurance and standards - Are there provisions for aquaculture product labelling and traceability through certification programmes?		X		Food safety and quality regulations apply to aquaculture products, and export-oriented farms comply with international standards. However, national aquaculture-specific certification, eco-labelling, and traceability systems are not yet fully institutionalized. References: - Egyptian Organization for Standardization (EOS) - Law No. 1 of 2017 on Food Safety FAO/WHO Codex Alimentarius
5	Skills development plan - Are there provisions in the policy for aquaculture development plan and strategies to appropriately address competencies and skills development?	X			Capacity Development, training programmes exist through research institutes and universities, but a coordinated national aquaculture skills development strategy—linked to market needs, innovation, and climate resilience—is still lacking. References: - Central Laboratory for Aquaculture Research (CLAR) - Agricultural universities, oceanography division institutions, and extension services - Some program FAO CD, implemented through LFRPAD
6	Research and Extension Services - Are there provisions of adequate funding for research to enhance technology development and innovation?		X		Public aquaculture research institutions are active, but funding levels are insufficient relative to the sector's scale, particularly for innovation, climate-smart technologies, and private-sector-driven research-extension linkages. References: - Agricultural Research Center (ARC), NIOF - FAO, Aquaculture innovation and extension

7	Fish farmers associations or cooperatives- Is there the existence of an institutional framework to allow Fish farmers associations and cooperatives to flourish?	X				Fish farmers' cooperatives and associations exist, but their effectiveness is constrained by limited independence, weak organizational capacity, and restricted participation in policy dialogue and market governance. References: - Water Resources Cooperatives Law No. 123 of 1983 (as amended) - GAFRD/LFRPAD institutional framework
8	Enabling environment – Is there provision of policy and institutional framework as well as one stop shop to facilitate registrations and investments by the private sectors?		X			Investment laws and licensing reforms support private investment in aquaculture, but procedures remain fragmented across institutions, and a fully operational one-stop shop for aquaculture investors is not yet realized. References: - Investment Law No. 72 of 2017 - LFRPAD licensing procedures
9	Growth in trade of locally produced aquaculture products- Are there measures for the protection of local aquaculture products from imported products? Are there programmes in place to increase competitiveness of locally produced aquaculture products?	X				GOEIC (General Organization for Export and Import Control) trade regulations are a central and mandatory part of Egypt's trade legal framework in 2026. The organization operates under the Ministry of Investment and Foreign Trade to regulate the quality of industrial and food imports and exports. Tariff and non-tariff measures exist for food imports, but explicit trade protection or competitiveness policies targeting local aquaculture producers are limited, especially for domestic markets. References: - GOEIC trade regulations - Egypt customs and tariff framework - Mandatory Registration (Decree 43/2016) Competitiveness is supported indirectly through infrastructure investment and production expansion, but targeted programmes focusing on cost efficiency, branding, value addition, and climate resilience are not yet comprehensive. References: - National aquaculture expansion programmes - FAO, Enhancing aquaculture competitiveness - AU-PFRS, Policy Areas 5 & 6
Outcome 2: Improved regional cooperation in shared ecosystems		1	2		%67	Policies align with best practices; regional coordination on shared ecosystems remains moderate. Key References: FAO EAA/EAF; LFRPAD
1	Common strategies on management and research on transboundary Resources - Are there provisions to harmonize coherent policies, institutional and legal frameworks for aquaculture shared ecosystems?	X				Egypt participates in regional dialogues and conventions affecting shared aquatic ecosystems (Mediterranean, Red Sea, Nile Basin), but harmonized regional strategies specific to aquaculture in shared ecosystems are not systematically embedded in national policy frameworks. References: - Barcelona Convention for the Protection of the Mediterranean Sea - Regional Organization for the Conservation of the Environment of the Red Sea and Gulf of Aden (PERSGA) - Nile Basin Initiative (NBI) - AU-PFRS, Policy Area 1 & 7 - FAO, Transboundary aquatic resource management
2	Are the policies consistent with best ecosystems management approaches (e.g. FAO, EAF, EAA, CCRF)?		X			National fisheries and aquaculture policies reflect the principles of the Ecosystem Approach to Fisheries (EAF) and the Ecosystem Approach to Aquaculture (EAA), but operational implementation (ecosystem indicators, spatial planning, cumulative impact assessment) remains limited. References: - FAO Code of Conduct for Responsible Fisheries (CCRF) - FAO Technical Guidelines on EAF and EAA - Egyptian Fisheries Law No. 146 /2021
3	Conformity with accreditation mechanisms- Are the Best Management Practices (BMPs) required for certification and standardization for sustainable aquaculture practices included in the policies?		X			BMPs are applied mainly in export-oriented aquaculture operations and private initiatives, but they are not yet fully mandated or standardized across national aquaculture policies and licensing frameworks. References: - FAO Aquaculture Certification Guidelines - Global G.A.P. and ASC standards (applied voluntarily) - Egyptian Food Safety Law No. 1/2017

POLICY AREA 4: RESPONSIBLE AND EQUITABLE FISH TRADE AND MARKETING

Criteria for Alignment	Check X to Indicate if:		Level of Alignment (%)	Comment and Reference
	YES	IN PART		
Outcome 1: Improved intra and inter regional trade	1	2	%66	Trade frameworks exist; SPS compliance and export competitiveness are improving, but unevenly. -Fragmented traceability and SPS compliance for many farms/processors. -High post-harvest loss (above AU targets in many localities). Large domestic market, established processing in pockets, modest exports. Cold chain and traceability are limited; intra-African trade underdeveloped Key references: WTO SPS/TBT; National SPS Framework
1	Is there compliance with agreed regional trade protocols and regulations?	x		Egypt is a signatory to regional and continental trade frameworks and applies agreed trade protocols for fish and fishery products. References: - COMESA Treaty - African Continental Free Trade Area (AfCFTA) Agreement

2	Is it coherent with fish trade policies and other policies?		X		Fish trade policies are generally coherent with national trade and agricultural policies, but fisheries-specific trade strategies remain fragmented across institutions. References: - National Trade Policy Framework - MALR and Ministry of Trade and Industry policy documents
3	Is it Compliant with sanitary standards and market requirements?		X		Egypt complies with international sanitary and phytosanitary (SPS) standards, particularly for export markets, through established food safety and inspection systems. References: Egyptian Food Safety Authority (EFSA) Codex Alimentarius Commission WTO-SPS Agreement
Outcome 2: Increased competitiveness for African fish and fishery products		I	4	%63	Domestic markets are strong; value-addition and cold-chain infrastructure require further investment. Key references: FAO Fish Trade Studies
1	Economically efficient fisheries sector - Are fisheries sustainably managed and supported by appropriate infrastructure and prudent macroeconomic management?		X		Aquaculture shows strong economic performance, supported by infrastructure investments, while capture fisheries face sustainability challenges stemming from overfishing, data gaps, and limited MCS effectiveness. References: - GAFRD/LFRPAD annual reports - FAO Fishery Country Profiles – Egypt
2	Standards and supportive technology - Is infrastructure, such as the National fisheries quality control laboratory for standardization of fishery products in place? Does it conform to international guidelines for certification of fishery products?	X		X	National laboratories and inspection systems exist to ensure quality control, standardization, and compliance with export requirements. References: - National Fish Quality Control Laboratories - Egyptian Financial Supervisory Authority, EFSA ((formerly EFSA) : https://fra.gov.eg/en/) - Law no. 10 of 2009- The 2014 Constitution defined the functions and responsibilities of the Financial Regulatory Authority (FRA) as follows (Article 21) International certification schemes are applied selectively, mainly for export products, and are not yet universally adopted across the domestic fisheries sector. References: - FAO Certification Guidelines - ISO and Codex standard
3	Competitiveness through increasing value chain efficiencies - Are there appropriate pricing conditions for value addition across value chain segments?		X		Value addition is increasing, particularly in processing and packaging, but pricing inefficiencies, post-harvest losses, and limited cold-chain coverage constrain competitiveness. References: - FAO, Fish loss and waste in Egypt - National post-harvest development programmes
4	Coherence of trade policies (harmonization) - Are national trade policies coherent and harmonized at sub regional or regional levels?		X		Trade policy harmonization exists at the regional level, but implementation across borders and alignment with fisheries-specific regulations remain uneven. References: - COMESA Trade Protocols - AfCFTA implementation documents
5	Consumer Information - Is symmetric information ensured between buyers and sellers?		X		Basic market information is available, but traceability, labelling, and consumer awareness mechanisms remain limited, particularly in domestic markets. References: - Egyptian Consumer Protection Law - EFSA labelling requirements
POLICY AREA 5: REGIONAL AND SUB-REGIONAL COOPERATION					
Criteria for Alignment YES				Level of Alignment (%)	Comment and Reference
			NO		
Outcome 1: International fisheries issues at regional levels are coherent and harmonized			2	%66	-Engagement with regional instruments exists, but domestication and enforcement remain partial. -Active engagement with GFCM and Mediterranean bodies; bilateral Nile basin cooperation on water; limited harmonized action under COMESA for fisheries. -Limited formal COMESA fisheries integration and cross-border stock assessment mechanisms Key references;AU-IBAR Reports; ICCAT, COMESA, 2024
1	Are there provisions for entrenched awareness of important international instruments for sustainable fisheries management and frameworks that identify the need for their domestication in realizing sustainable fisheries management?				Egypt is a Party to key international fisheries and marine environmental instruments, and their principles are reflected in national policy and regulatory frameworks. However, full domestication and operational translation into fisheries-specific legislation and implementing regulations remain incomplete. References: ● FAO Code of Conduct for Responsible Fisheries (CCRF) ● UNCLOS (1982) ● Barcelona Convention (Mediterranean) ● PERSGA Regional Conventions (Red Sea) ● Fisheries Law No. 124 of 1983 (as amended)

2	Are there measures in place to address Illegal, Unreported and Unregulated (IUU) fishing?		X			Egypt has legal provisions prohibiting illegal fishing and conducts periodic enforcement actions. However, gaps remain in vessel monitoring coverage, observer programmes, catch documentation systems, and regional data exchange, limiting full compliance with international IUU frameworks. References: - FAO International Plan of Action to Prevent, Deter and Eliminate IUU Fishing (IPOA-IUU) - Ministerial Decrees regulating Mediterranean and Red Sea fisheries - GAFRD/LFRPAD enforcement mandates
3	Are there mechanisms to address seafood fraud?		X			Regional diplomatic and political mechanisms exist for conflict prevention, but fisheries-specific conflict resolution tools (e.g. access disputes, shared stock allocation) are not explicitly articulated or institutionalized. References: - African Union Peace and Security Architecture - UNCLOS dispute resolution mechanisms
Outcome 2: RECs and RFBs are positive forces for fisheries management within the framework of regional economic and political integration agenda			2		%66	Cooperation mechanisms exist but are not fully leveraged for joint management or conflict resolution. Key references: COMESA; GFCM, FAO
1	Are there mechanisms for linkages between RECs and RFBs?		X			Egypt participates in several RECs and RFBs relevant to fisheries management, including COMESA, the General Fisheries Commission for the Mediterranean (GFCM), and PERSGA for the Red Sea and Gulf of Aden. However, formalized coordination mechanisms linking REC trade and development agendas with RFB fisheries management decisions remain limited and largely ad hoc. References: - COMESA Treaty and Agriculture/Fisheries Frameworks - FAO-GFCM mandate and work programmes - PERSGA Regional Convention
2	Are RECs and RFBs vehicles to promote a well-defined fishery and aquaculture?		X			Regional bodies contribute to policy dialogue, technical guidance, and stock management discussions, particularly in the Mediterranean and Red Sea. However, translation of regional strategies into nationally coordinated fisheries and aquaculture development programmes—especially for aquaculture investment, value chains, and climate adaptation—remains uneven. References: - GFCM Mid-term Strategy (2021–2025) - COMESA Regional Agricultural Investment frameworks
3	Are there strategies and mechanisms in place for preventing and resolving regional conflicts?					Egypt operates within regional diplomatic and maritime cooperation frameworks that reduce conflict risks, and participates in multilateral conventions governing shared waters. However, fisheries-specific conflict prevention mechanisms—such as joint enforcement protocols, shared stock dispute-resolution platforms, and regional MCS coordination—are not fully institutionalized. References: - United Nations Convention on the Law of the Sea (UNCLOS) - FAO Code of Conduct for Responsible Fisheries (CCRF)

POLICY AREA 6: AWARENESS ENHANCING AND HUMAN CAPACITY DEVELOPMENT

Criteria for Alignment YES	Check X to Indicate if:			Level of alignment (%)	Comment and Reference
	In part	No			
Outcome 1: Enhanced sectoral competencies and proficiencies	2	1		%83	Strong research institutions exist; training, accreditation, and extension services need scaling, continuous professional certification, structured mentorship systems, and nationwide in-service training frameworks are not fully institutionalized. Key References: NIOF, Universities, Ministry of Agriculture scientific institutions
1 Continuous professional education, mentorship and training - Are there provisions to facilitate continuous awareness and enabling environment to seize and utilize opportunities for sectoral development	X				Egypt has established fisheries and aquaculture training, extension, and research institutions, and periodic capacity-building programmes are implemented through GAFRD/LFRPAD, universities, institutions, and development partners. References: - General Authority for Fish Resources Development - (GAFRD) LFRPAD mandates; National Agricultural Strategy (2030); - FAO Egypt fisheries capacity-building programmes
2 Accreditation of practitioners and institutions - Are there provisions for relevant stakeholders/institutions to be accredited to maintain relevance?		X			Accreditation systems exist in higher education and food safety laboratories, but fisheries-specific accreditation for practitioners (e.g. fish farmers, inspectors, extension officers) and aquaculture facilities is limited and fragmented. -Insufficient technical skills for digitalized fishing vessels and advanced feed/genetics References: - Supreme Council of Universities accreditation systems - National Food Safety Authority (NFSA) certification frameworks - Codex Alimentarius standards

3	Facilitate centres of excellence of fisheries and aquaculture - Provision in the national and regional policies that ensures continual establishment, development and maintenance of minimum operating standards	X				Egypt hosts leading research institutions and universities with strong fisheries and aquaculture programmes, and CLAR center of excellency of Aquaculture training and university capacity; extension and vocational training are weak and uneven References: - National Research Centre (NRC) - Central Laboratory for Aquaculture Research (CLAR)
Outcome 2: Improved evidence-based decision making		I	2		% 66	Data systems exist but remain fragmented and not fully digitalised. Key References: FAO Fisheries Profiles, LFRPAD
1	Is Information based policy decision making evident in the policy?		X			Policy formulation increasingly references scientific studies, production statistics, and development plans; however, real-time fisheries data, stock assessment outputs, and climate-risk analyses are not consistently embedded in decision-making processes. References: - GAFRD/LFRPAD annual fisheries statistics - National Agricultural Investment Plan (NAIP) - FAO fisheries data methodologies
2	What provisions exist to facilitate Information sharing between policy makers and policy consumers?	X				Services, Conferences, Workshops, cooperatives, and advisory platforms exist, but digital information systems and structured feedback mechanisms linking policymakers, researchers, References: - Fisheries cooperatives law No. 123 of 1983 (as amended) - FAO digital extension initiatives
3	Responsive to real community needs - What strategies exist to improve enabling conditions in fish producing communities to enhance competence?		X			Targeted programmes support livelihoods, cooperatives, and infrastructure in fishing communities, yet integrated capacity-building addressing climate resilience, youth employment, and gender inclusion is not systematically applied. References: - National rural development programmes - Egypt Vision 2030 - FAO Small-Scale Fisheries Guidelines (SSF Guidelines)

POLICY AREA 7: HIGH SEAS FISHERIES

Criteria for Alignment YES	Check X to Indicate if:		Level of alignment (%)	Comment and Reference
	In part	NO		
Outcome 1: Greater African Voice in high seas fisheries	I	4		%60 Limited offshore fleet, observer coverage, and RFMO participation. Key references: ICCAT; FAO Compliance Agreement
1 Is there an avenue for effective participation of the MS in international deliberations, meetings, etc. and increased access to high seas fisheries? Have provisions been made for the MS to become a member or cooperating party of appropriate RFMOs? Are there modalities/provisions for the country to ratify United Nations Convention on the Law of the Sea and the FAO Port States Measures Agreement?	X	X		Egypt participates in international fisheries and ocean governance fora, particularly those related to the Mediterranean and Red Sea. However, its participation is largely policy-oriented rather than operational, with limited access to high seas fisheries due to the absence of a significant distant-water fishing fleet. References: - FAO General Fisheries Commission for the Mediterranean (GFCM) Egypt is an active contracting party to the GFCM and PERSGA, and to high-seas RFMOs (e.g. ICCAT) beyond regional seas. There is no clear national strategy to expand RFMO engagement related to high seas fisheries. References: - FAO RFMO database - GFCM Agreement Egypt is a State Party to UNCLOS, providing a legal basis for engagement in high seas governance. While Egypt applies several port control measures aligned with PSMA principles, full operationalization and reporting under PSMA frameworks remain partial. References: - United Nations Convention on the Law of the Sea (UNCLOS) - FAO Port State Measures Agreement - FAOLEX legal database
2 Are there mechanisms for strengthening the alignment of donor and partner efforts with PFRS?		X		The National Fisheries Company of Egypt signed agreements with Mauritania, Senegal, Sierra Leone, Zanzibar, Tanzania, Djibouti, and Eritrea on deep-sea fishing, fisheries development, training, and trade exchange. references: MOUs between EGYPT and Tanzania, and Egypt and Zanzibar (2023)
3 Are there provisions for strengthening of Alignment to and co-ordination of development partners' efforts with the PFRS?		X		Coordination occurs on a project-by-project basis, but an institutionalised platform linking development partners to AU-PFRS high seas priorities is in progress. References: LFRPAD (2025)
Outcome 2: Increased participation and benefits for MS in high seas fisheries		2		%50 No significant policy or investment focus on high seas fisheries. Key references: AU-IBAR High Seas Reports,
1 Increased access to high seas fisheries -Is there a provision made in the policy that ensures high seas resource exploitation by MS?		X		There are numerous explicit provisions that promote access to high seas fishing and the development of a distant-water fleet. References: ● National Law 146/2021 Article 3 ● MOU between LFRPAD and the Republic of Liberia

2	Accrued benefits to concerned MS increased - Are there programmes and strategies proposed to increase investment for economic value addition (such as harbour)		X			investments in ports and logistics exist mainly to support domestic fisheries, aquaculture, and trade. These investments are not explicitly designed to capture economic benefits from high seas fisheries. References: <ul style="list-style-type: none"> National port development strategies POWER4MED (ENFAF, EU project 2024)
Outcome 3: Active participation of MS in RFMOs processes and agenda			2		%50	Participation exists but remains limited and primarily administrative. Key references: RFMO Membership Records
1	Cooperation for high sea fisheries management - What provisions are there to facilitate management decisions for active roles in intergovernmental cooperation? Are there modalities guiding the participation in newly established partnerships?		X X			Egypt participates in RFMO technical and scientific discussions relevant to regional seas. However, limited human, technical, and financial capacity constrains more proactive leadership in high seas fisheries management decisions. References: <ul style="list-style-type: none"> GFCM governance arrangements <p>There are national policy provisions and guidelines governing Egypt's participation in emerging global or regional high seas fisheries partnerships, as articles in the new decree 146/2021 References: <ul style="list-style-type: none"> Decree 146/2021 LFRPAD </p>

POLICY AREA 8: CROSS CUTTING ISSUES IN AFRICAN FISHERIES AND AQUACULTURE

A. Strengthening resilience and reducing vulnerabilities to climate change in African fisheries and aquaculture

Criteria for Alignment YES	Check X to Indicate if:			Level of Alignment (%)	Comment and Reference
	IN PART	NO			
OUTCOME 1: Adaptive capacity and resilience at the local level built		5		%50	Climate national strategies include fisheries, but operational tools remain limited, no mitigation work done. No comprehensive fisheries-sector climate adaptation plan. Key references: NDCs; National Climate Strategy
1 Capacity building programme on climate smart fisheries - Is there promotion of capacity building in the sector on climate change?		x			Climate change considerations are increasingly recognized in national strategies and donor-supported programmes, particularly in aquaculture efficiency, water use, and lake rehabilitation. However, structured and nationwide climate-smart fisheries and aquaculture training programmes remain limited and fragmented. References: <ul style="list-style-type: none"> Egypt National Climate Change Strategy (2050) AU Climate Change and Resilient Development Strategy (2022–2032) MEDECC Coastal Report 2024
2 Communication systems- Are there systems on participatory Climate Change (CC) and Disaster Risk (DR) vulnerability assessment and aquaculture development?		x			Early-stage vulnerability assessments exist at national and sectoral levels, but participatory, community-based CC and DR communication systems specifically tailored to fisheries and aquaculture communities are not yet institutionalised. References: <ul style="list-style-type: none"> National Adaptation Plan (NAP), Egypt FAO Climate Risk in Fisheries guidance
3 Facilitate the creation of alternative livelihoods - Are there available opportunities for at least temporary shifting to alternative occupation in the event of shocks?		X			Some livelihood diversification initiatives exist (e.g. aquaculture intensification, processing, and services), but there is no comprehensive safety-net or alternative livelihood framework targeting climate- or disaster-affected fishing communities. References: <ul style="list-style-type: none"> FAO SSF Guidelines IPCC reports and World Bank, 2019 (assessing Vulnerability and Capacity)
4 Early warning system in place as a focus for disaster - Are there provisions for early warning mechanisms at national level?		X			Egypt operates national early warning systems for floods, heatwaves, and extreme weather through meteorological and water authorities. However, fisheries-specific dissemination and response protocols remain limited. References: <ul style="list-style-type: none"> Egyptian Meteorological Authority National Disaster Risk Reduction Framework MEDECC Report 2024

5	Formulating mechanisms for disaster-related insurance and compensation		X			Compensation and insurance schemes exist in limited forms (e.g. cooperative insurance for fishing vessels), but climate-specific insurance products for fisheries and aquaculture producers are not yet fully developed. References: <ul style="list-style-type: none"> Ministerial Decree No. 1030/2003 (Fishing Vessel Insurance)
6						
OUTCOME 2: Policy coherence and coordination at the national and regional levels improved		I	2		%66	Policies acknowledge climate risks; integration remains partial. Weak climate modeling for fisheries; limited lake-specific adaptation plans Key References: Ministry of Environment; DRM Strategy; MSP Frameworks
1	Do the Disaster risk management (DRM) and climate change Adaptation (CCA) policies include fisheries and aquaculture?		X			Fisheries and aquaculture are acknowledged in national climate strategies, but sector-specific operational actions remain weakly defined. References: <ul style="list-style-type: none"> Egypt National Climate Change Strategy (2050)
2	Do the Fisheries and aquaculture policies include DRM and CCA?		X			Environmental protection and sustainability are referenced, but explicit DRM and climate adaptation measures are not consistently mainstreamed into fisheries legislation and strategies. References: <ul style="list-style-type: none"> National Fisheries and Aquaculture Strategy
3	Are there policies for marine spatial planning?	X				Marine zoning exists for tourism, conservation, and navigation, but an integrated MSP framework linking fisheries, aquaculture, biodiversity, and climate risks is still emerging. References: <ul style="list-style-type: none"> EEAA Coastal Zone Management policies FAO /EU MSP Guidelines and published articles

B. Gender and Youth

OUTCOME 1: Increased access to resources			3		%60	Gender and youth inclusion are recognized, but implementation is uneven. - Gender mainstreaming is fragmented; youth employment programmes are limited in scale. - Financing instruments for SMEs and blended finance are not yet systematized. Women are poorly represented, with high collateral requirements. No % in youth-led aquaculture enterprises in place. Key References: Gender Equality strategy.
1	Do policies and interventions aim at attracting women and youth? Do they address key barriers and constraints to entry and access to land and water?		X Progress X			Women and youth are recognized in development strategies and employment programmes, particularly in post-harvest activities and entrepreneurship. However, fisheries-specific empowerment mechanisms remain limited. References: <ul style="list-style-type: none"> Egypt Sustainable Development Strategy (Vision 2030) AU Gender Strategy FAO SSF Guidelines Structural constraints related to land tenure, water access, and finance persist, particularly for women and youth in aquaculture and capture fisheries. References: <ul style="list-style-type: none"> FAO Gender in Fisheries reports
2	Security of investment and access rights and ownership - Does the policy have provisions for the system to ensure security of investments and market certainty?		X			Licensing and lease systems exist, but tenure security and long-term access rights remain uncertain, especially for small-scale operators. References: <ul style="list-style-type: none"> National aquaculture licensing regulations AU-PFRS Implementation Guidelines

C. Private Sector Investments and Financing Mechanisms for Fisheries and Aquaculture in Africa

OUTCOME 1: Improved enterprise performance within the fisheries and aquaculture sector		YES	IN PART	NO	%70	Strong private sector participation, especially in aquaculture Key references: Investment Laws; WB, FAO
1	World Bank ease of doing business index - Does the policy comply with WB for creating efficient and inclusive practices/values for enterprise and business?	2 X	3			Reforms have improved business registration and investment climate, but fisheries and aquaculture licensing remains complex and multi-agency. References: <ul style="list-style-type: none"> World Bank Doing Business reports National Investment Law
2	Global competitiveness report of World Economic Forum - Does the policy Conform with the Global Competitiveness Report of World Economic Forum (WEF)?		X			Infrastructure and market access are improving, but innovation, logistics, and digitalization remain constraints. References: <ul style="list-style-type: none"> World Economic Forum Global Competitiveness Report
3	World Bank Fisheries Performance indicators - Does it align with the WB Fishery Performance Indicators (FPIs)?		X			Economic and social performance is relatively strong in aquaculture, but environmental sustainability and governance indicators lag behind. References: <ul style="list-style-type: none"> World Bank Fisheries Performance Indicators FAO fisheries governance assessments
4	Awareness of diversity of business structures - Are there provisions for awareness creation that enable practitioners and enterprise owners?	X				Extension and training are actively tailored to diverse business models and SMEs. References: <ul style="list-style-type: none"> GAFRD /LFRPAD extension programmes CLAR Centre for Aquaculture training

OUTCOME 2: Improved private sector governance			I		%60	
I	Consistency with industry best practices - Are the policies consistent with efficient structures that enable effective and well-documented best practices?		X			Standards and regulations exist, but enforcement, certification uptake, and traceability systems remain uneven and insufficient References: ● FAO Code of Conduct for Responsible Fisheries

How the Alignment % Is Calculated from the Score (0–1)

The alignment score (0–1) is first assigned based on qualitative assessment of each criterion:

- 1.0 = Yes (fully aligned: policy, implementation, and evidence exist)
- 0.5 = Partial (policy intent exists but implementation, coverage, or enforcement is incomplete)
- 0.0 = No (no relevant policy, mechanism, or evidence)

To ensure transparency and comparability, the Alignment % is directly derived from the score using the following formula:

$$\text{Alignment (\%)} = \text{Score} \times 100$$

Why This Method Was Used

This approach ensures consistency, comparability, and traceability across the assessment matrices.

Note: Each outcome was scored using the AU-IBAR-compliant documentary evidence scale:

Evidence Level	Score Range	Interpretation
No documentary evidence	0.0	No alignment demonstrated
Partial documentary evidence	0.1–0.5	Alignment initiated but incomplete
Substantial documentary evidence	0.5–1.0	Alignment largely or fully achieved



African Union
Inter-African Bureau for Animal Resources (AU-IBAR)
Kenindia Business Park
Museum Hill, Westlands Road
P.O. Box 30786
00100, Nairobi, KENYA
Telephone: +254 (20) 3674 000 / 201
Fax: +254 (20) 3674 341 / 342
Website: www.au.ibar.org
Email address: ibar.office@au-ibar.org