

# 1 The Dairy Livestock Value Chain in North Africa, Status and Perspectives within the scope 2 of LiDeSA

3 Acronym: LIVE2AFRICA

4 M'Naouer Djemali<sup>1</sup> and Ahmed Elbeltagy<sup>2</sup>

5 <sup>1</sup> Animal Genetic and Feed Resources lab, National Institute of Agriculture of Tunisia (INAT),  
6 Carthage University, Tunisia

7 <sup>2</sup> AU-IBAR, Kenindia Business Park, Museum Hill, Westlands Road, P.O. Box 30786, Nairobi  
8 00100 Kenya

9 • Corresponding Author: [mdjemali@webmails.com](mailto:mdjemali@webmails.com)

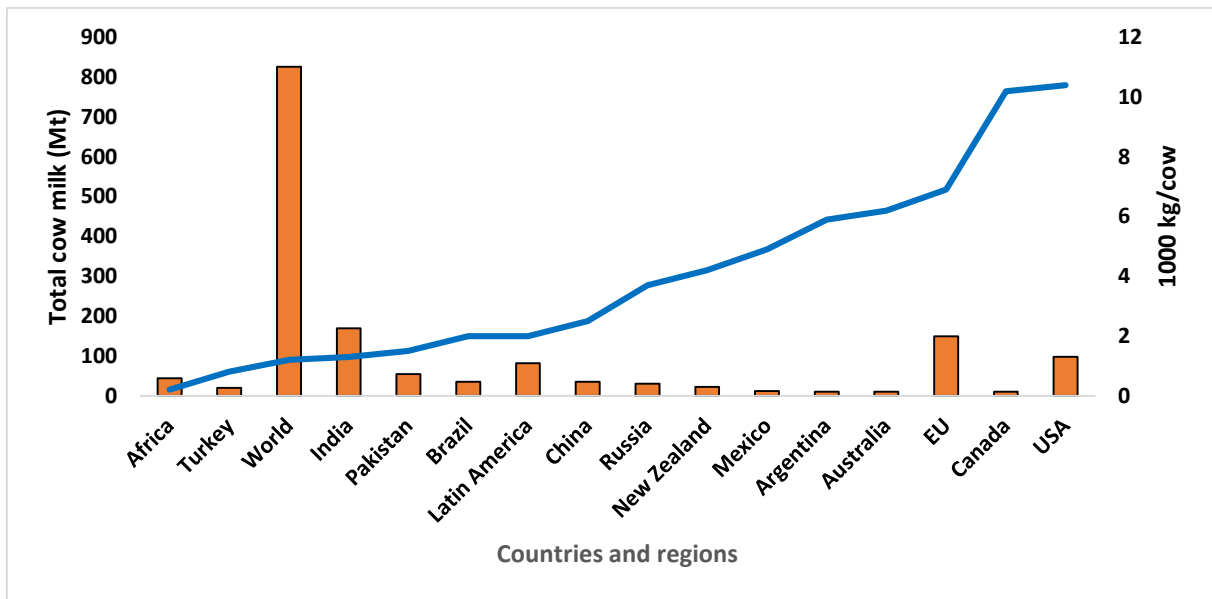
10

11 **Abstract:** Dairy cattle and buffalo value chains are sources of income and employment for  
12 small holders in North Africa. The region, with more than 209 million consumers, still depends  
13 on importation of milk and breeding stocks. The objectives were to 1) describe the status of the  
14 Dairy Livestock Value Chains (DLVCs) in North Africa, and, 2) identify potential pathways  
15 for their future empowerment and sustainability. Data came from the AU-IBAR North Africa  
16 country reports on the Assessment of the National Breeding Objectives and Implementation of  
17 Supporting Programs for DLVCs. Main results showed that milk powder value chain represents  
18 60% of the milk processed in Algeria. The traditional type where milk is produced locally, auto  
19 consumed and distributed with little industrial transformation, is met in rural and peri-urban  
20 communities of large cities of the region. The organized DLVC-type is met in Morocco and  
21 Tunisia with more than 70% of milk collected and processed through organized channels. Small  
22 holders in the region, with less than 5-10 cows, are responsible for 90 % of the milk produced.  
23 The described status of the DLVCs in North Africa helped define catalytic actions, based on  
24 breeding strategies, as perspectives for their sustainable development within the scope of  
25 Live2Africa.

26 **Keywords:** Dairy, Cattle, Buffalo, Chain, Milk, Africa, Breeding, Cheese, Yogurt, sustainabil-  
27 ity

## 28 1. Introduction

29 Developing countries have recognized, since the last few decades, a rapid transformation in  
30 their traditional livelihoods dictated by urbanization, better incomes and improvement of stand-  
31 ards of living. These dynamics, enhanced by a relatively high demographic increase, have led  
32 to a massive demand of products from animal origin mainly meat, eggs and milk. The increase  
33 of the combined per capita consumption of the latter three animal products in developing coun-  
34 tries grew approximately by 50 percent in a twenty years period since the seventies [1]. Faced  
35 with poor producing abilities of their native livestock breeds, the majority of developing coun-  
36 tries chose to import high yielding exotic breeds to reduce their dependence on livestock prod-  
37 ucts imports. This is the case of poultry and dairy cattle. While multinational companies are  
38 dominating the world market for the poultry sector, the dairy cattle international market is still  
39 opened to many bull studs, Artificial Insemination Centers (AI) and heifers' private businesses.  
40 The dairy livestock sector shows, today, two contradicting situations worldwide or production  
41 models. The first situation characterizes developed countries that recorded high productivity  
42 levels in milk production, while their animal populations have decreased. This is the case of  
43 North America and Europe (figure 1) [2].



44

45 **Figure 1.** Total cow milk and cow milk yield in selected countries and regions

46 On the other hand, developing countries are still struggling to produce milk by increasing their  
 47 animal numbers to meet their massive populations demand in milk and milk derivatives. The  
 48 highest percentages increase in inventories are found in India, Pakistan and Africa [2]. Africa  
 49 is the continent where the highest percentages of severe food security and moderate food inse-  
 50 curity are recorded, representing more than half of 687.8 Million hungry people reported in the  
 51 world [3]. Being aware of the roles played by livestock in Africa, a Livestock Development  
 52 Strategy for Africa (LiDeSA:2015-2035) was approved and endorsed by the African Union  
 53 Heads of State and Government in January 2015 [4]. One of its objectives was to enhance in-  
 54 novation and capacity building of value chain actors through a value chain approach. The AU-  
 55 International Bureau for Animal Resources (AU-IBAR) developed the Live2Africa 5-year pro-  
 56 ject as a concrete contribution to the implementation of LiDeSA. The project aimed to build  
 57 systemic capacity building in seven thematic areas including catalyzing commercialization and  
 58 transformation of Africa’s Livestock Value Chains (LVCs). The objectives of this article were  
 59 to: 1) describe the Status of the Dairy Livestock Value Chain in North Africa and 2) present its  
 60 Perspectives within the Livestock Development Strategy for Africa (LiDeSA).

61

62 **Methodology**

63 Information used in this case report came from a synthesis work of various workshops and  
 64 consultations conducted by the AU-IBAR [4-7]. The “Livestock Value Chain Prioritization”  
 65 workshop was held in Nairobi, Kenya on February 2019 in order to identify three LVCs prior-  
 66 ities for each of the 5 regions of the continent. The workshop was attended by a variety of  
 67 participants representing operators from international, regional and national livestock value  
 68 chains. North Africa region including six countries (Algeria, Egypt, Libya Mauritania, Morocco  
 69 and Tunisia), through their livestock value chains SWOT analysis, retained Livestock Dairy  
 70 Value Chains as their first priority. AU-IBAR launched regional consultancies in August 2020  
 71 to prepare a regional report on the Assessment of the National Breeding Objectives and Imple-  
 72 mentation of Supporting Programs for Dairy Livestock Values Chains (DLVCs) in North Af-  
 73 rica. Agreed on guidelines were used to have a harmonized data base and structure for national

74 country reports. A special focus was put, in this work, on the assessment of the Base-Line status  
 75 of the Dairy Livestock Value Chains and the assessment of the Breeding Strategies within the  
 76 National selected DLVC. Specificities of Dairy Livestock Value Chains in North Africa were  
 77 identified and assessed at its various segments from production to marketing. A special focus  
 78 was put on breeding strategies to improve dairy bovine milk productivity, with proposed cata-  
 79 lytic actions to boost the DLVC in North Africa.

80

## 81 2. North Africa: Population, land, climate and agriculture

82 North Africa region (Algeria, Egypt, Libya, Mauritania, Morocco and Tunisia) specific indica-  
 83 tors in human populations, land areas and the contribution of agriculture to countries' econo-  
 84 mies are in table 1. The region has 209.9 million people [8]. Egypt, with its 104 million people,  
 85 is the most populous country in the Arab World and the third most populous on the African con-  
 86 tinent after Nigeria and Ethiopia. Algeria and Morocco have 45 million and 37 million people,  
 87 respectively. Countries with less population in the region are Tunisia, Libya and Mauritania  
 88 with 11.9 million, 7 million and 4.8 million people, respectively [8]. North Africa total land  
 89 area covers more than 678 million ha, representing 5% of the world landmass of which only  
 90 16% is arable. The ratio of arable land/agricultural area shows that Egypt has the highest ratio  
 91 (76%) followed by Tunisia (27%), Morocco (23%) and Algeria (18%). Libya and Mauritania  
 92 have 11% and 1%, respectively. Egypt has the highest potential of irrigation in the whole region  
 93 (100 %), with a high level of intensification. Agriculture, in the remaining North Africa coun-  
 94 tries, is highly dependent on climate conditions and rainfall. Potential of irrigation of the culti-  
 95 vated land is approximately 15% for Algeria and Morocco and 9% for Tunisia. The contribution  
 96 of agriculture of the region in national GDPs varies from 2% in Libya to 19% in Mauritania.  
 97 The remaining countries show 12% on average (Table 1).

98 **Table 1. Approximate Human populations, land areas and agriculture in GDP in North Africa.**

Country	Population <sup>1</sup> (million)	Urban (%)	Total <sup>2</sup> area (a) (1000 ha)	Agricul- tural <sup>2</sup> area (1000 ha)	Arable land <sup>2</sup> (100 ha) (b)	b/a %	Agriculture in GDP <sup>3</sup> (%)
Algeria	44.6	74	238174	41359	7505	18	12.38
Egypt	104.3	43	100145	3836	2911	76	11.09
Libya	7	81	175954	15350	1720	11	1.85 (2008)
Mauritania	4.8	55	103070	39661	400	1	18.70
Morocco	37.3	64	44655	29612	6899	23	12.16
Tunisia	11.9	70	16361	9743	2607	27	10.27
<b>Total</b>	<b>209.9</b>		<b>678359</b>	<b>139561</b>	<b>22042</b>	<b>16</b>	

99 <sup>1</sup>[6]; <sup>2</sup>[3]; <sup>3</sup>[5]

100 Limited arable areas, limited water resources, aridity and climate change constitute real threats  
 101 to agriculture in North Africa, in general, and to the livestock dairy sector, in particular. If the  
 102 option to produce milk by increasing the dairy cattle population's sizes continues, as followed  
 103 since the seventies, the region will face difficulties, given its limited forage and water resources.  
 104 Policy makers should be aware of the importance improving livestock productivity per animal,  
 105 even under difficult environmental conditions that characterize the region. Given that natural  
 106 resources are limited and animal feed costs are becoming volatile, developing countries are  
 107 invited to understand the usefulness of the "productivity model". Livestock productivity is an  
 108 essential multifunctional technical, economic and environmental indicator that describes the  
 109 efficiency of livestock sectors in general. It translates the efficiency of livestock management  
 110 and practices to produce more output per animal and, consequently, feed and health costs will

111 be reduced by culling poor producing animals. Based on productivity, farmers produce enough  
 112 with less animals leading to less gas emissions and less natural resources degradation allowing  
 113 to combat climate changes negative effects. It is now shown that the world milk production is  
 114 coming mainly from cow milk (81%), 15% of buffalo milk, and 4% for goat, sheep and camel  
 115 milk combined [9]. This is a proof that dairy cattle are essential worldwide in milk production  
 116 compared to all other animal species combined.

### 117 3. North Africa: Dairy cattle production systems, species and breeds

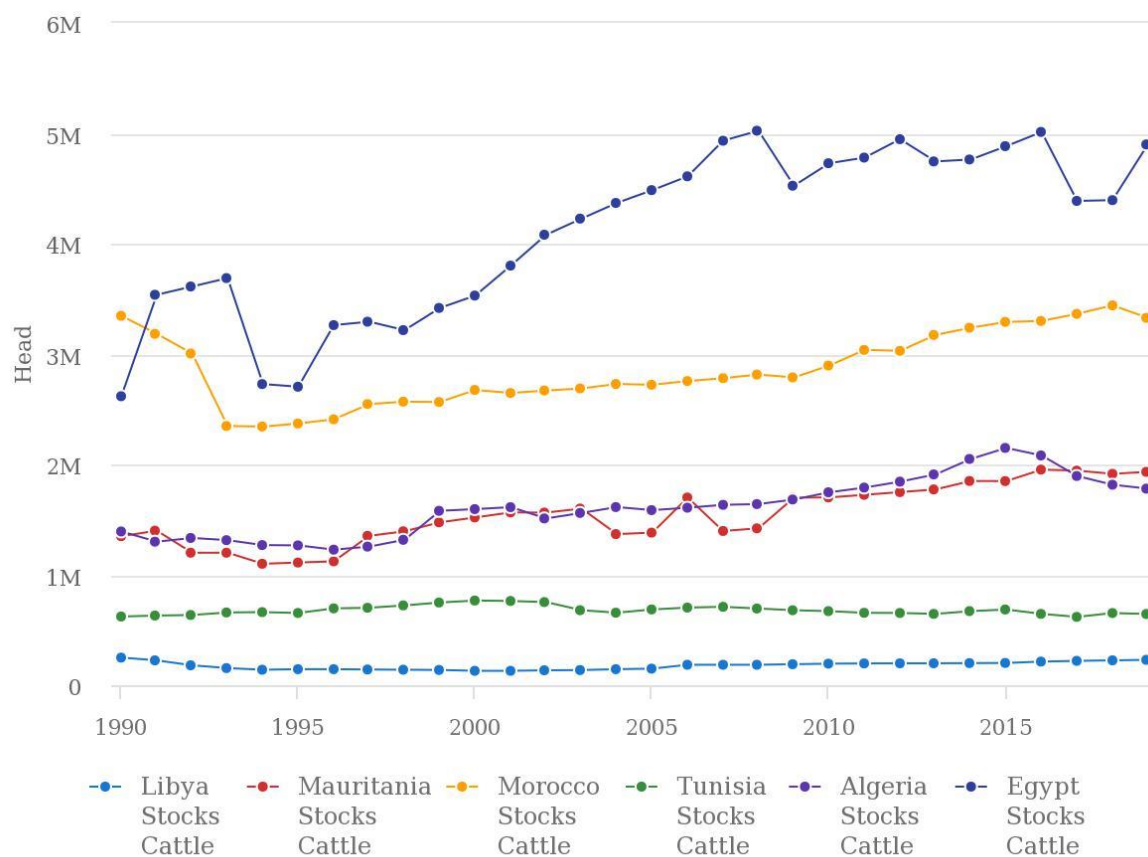
118 The region is a reservoir of a diversity of species and breeds [10-12]. There are more than 72  
 119 million heads of sheep, 26 million heads of goats, 12 million heads of cattle, 3 million heads of  
 120 dromedaries (the number of dromedaries in Tunisia is for females), and almost more than 3  
 121 million heads of buffalo (Table 2) [12-15]. Egypt is the only country in North Africa region  
 122 with more than 3 million heads of Buffalo. Buffaloes were introduced in Egypt during the 7th  
 123 Century [16].

124 **Table 2. North Africa Region's Livestock in 1000 heads/species**

<b>Country</b>	<b>Cattle</b>	<b>Buffalo</b>	<b>Sheep</b>	<b>Goats</b>	<b>Dromedaries</b>
Algeria	2000		27000	5000	35
Egypt	4387	3433	1760	3974	156
Libya	185		5305	1900	66
Mauritania	1900		11040	7510	1496
Morocco	3500		20600	6500	250
Tunisia	759		7000	1500	70*
<b>Total</b>	<b>12731</b>	<b>3433</b>	<b>72705</b>	<b>26384</b>	<b>2073</b>

125 \*Females

126 Livestock is an essential component of the region economy with various roles played at social,  
 127 cultural and employment levels. Trends of cattle populations in North Africa region since 1970  
 128 are shown in figure 2, [12]. Egypt comes first with the highest cow population in the region (5  
 129 million head), followed by Morocco (3 million head). Algeria and Mauritania have similar cat-  
 130 tle population sizes (2 million head) and both Tunisia and Libya with approximately one mil-  
 131 lion, combined.



Source: FAOSTAT (Dec 15, 2021)

132

133 **Figure 2.** Cattle populations trends in North Africa

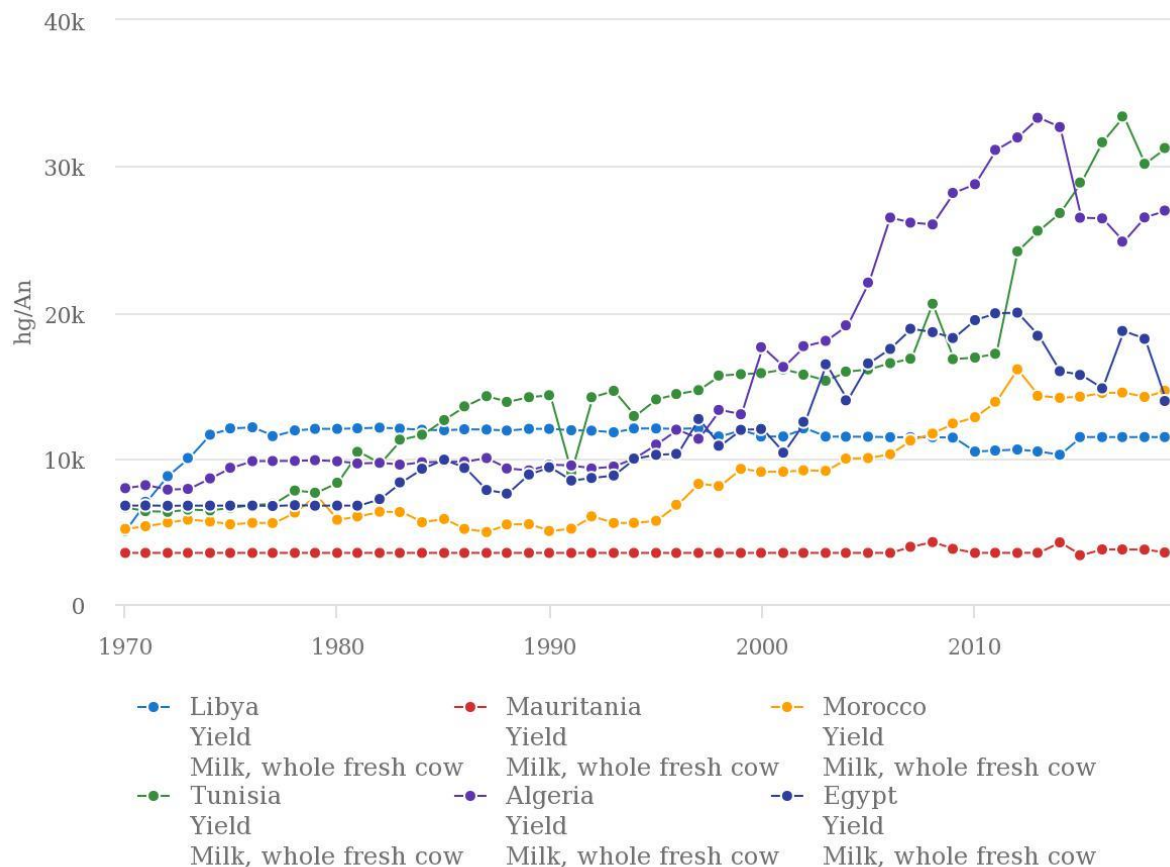
134 Production systems and cattle breeds in North Africa have known, since the seventies, a dynamic change leading to the actual situation where imported specialized exotic dairy cattle  
 135 breeds and their crosses with native bovine have substituted a high percentage of native cattle.  
 136 Native breeds are drastically decreasing, during last decades, from over 95% in the seventies to  
 137 less than 43%, on average, in 2020 [13-14]. Imported exotic breeds are raised, in general, under  
 138 favorable irrigated environments. Exotic-native crosses are encountered in rain fed areas and  
 139 native cattle are left in the low input (extensive) production systems. In Morocco, 40% of the  
 140 dairy cattle are raised in intensive production systems of which 71% are in irrigated areas. The  
 141 irrigated land occupies 1.6 million ha and supplies more than 82% of the produced milk. The  
 142 main dairy breeds encountered are Holstein Friesians, Montbéliarde and Fleckvieh. The rain  
 143 fed agricultural areas are home to 45% of dairy farms with exotic-native crossbred cattle. The  
 144 system relies more on agro-industry by products feeding and less forages. The extensive cattle  
 145 system is met in marginal areas (arid, semi-arid and mountains) where the majority of native  
 146 cattle breeds are raised traditionally under pastoral feeding. This is a real case where the genetic  
 147 makeup of the national cattle population has changed from native to exotics and exotic crosses  
 148 in order to satisfy a high local demand in milk and milk derivatives. The lack of reliable breed-  
 149 ing strategies for native cattle and their continuous upgrading to exotic breeds is still leading to  
 150 the loss of very valuable native cattle genetic resources. The latter are known for their good  
 151 adaptive traits to high temperatures and harsh environmental conditions. The Tunisian experi-  
 152 ence in dairy cattle is similar to the Moroccan one. It goes back to the 1970s when Tunisia  
 153 formed a first nucleus of herds of Friesian cows imported from Holland. The national cattle  
 154 population was, at that time, 407,000 cows, 93% of which were of the autochthonous type with  
 155

156 low milk production abilities. Tunisia therefore had a significant milk deficit and depended on  
157 the import of powdered milk to meet its local demand for milk and milk derivatives. Fifty years  
158 later, following government and privatization initiatives in the dairy industries, the situation has  
159 changed where the cattle herd, with a total number of 401,000 cows, has undergone a transfor-  
160 mation in its composition with 58% purebred cows with Holstein dominance and 42% native-  
161 crossbred cows [15]. In Northern Tunisia, known for its favorable environmental conditions  
162 with possible irrigations, most of the herds (78%) are raised. The remaining herds (22%) are  
163 located in central regions with semi-arid environmental conditions. In these areas, “landless”  
164 livestock production systems predominate and concentrated feeds partly supplement basic feed  
165 rations (hay, straw, cacti) [15]. State farms, coops and large private farms has approximately  
166 4% of the national dairy herd cows. The remaining 96 % belong to small holders with less than  
167 5-10 cows. The dramatic increase of feed costs is putting more pressure on peri-urban dairy  
168 activities and landless dairy operations and, consequently, on their sustainability. In Egypt, the  
169 dairy livestock sector relies on both cattle and buffalo, which are two major species in the coun-  
170 try contributing to milk production [17].

171 Egypt has invested, like Morocco and Tunisia, in importing good quality breeding stocks from  
172 abroad (heifers and semen). Unfortunately, native cattle (Baladi) have suffered greatly from the  
173 introduction of exotic breeds due to indiscriminate crossing. From 1991 to 2004, Baladi cattle  
174 have lost 19% of their share in the national cattle herd and it is difficult to find pure Baladi  
175 cattle except in some few research centers [18]. The number of buffalo and cow females in-  
176 creased, respectively, from 670 thousand and 580 thousand in the sixties to more than 1.9 mil-  
177 lion and 1.7 million for buffalo and cattle, respectively. Buffaloes increased by 10%, Exotic  
178 cows increased by 40%, native cows decreased by 6% and crossbred cows increased by 210%  
179 [19-20]. Both cattle and buffalo are integrated with crop production. This is due to the limited  
180 natural pastures in the country. Intensive large herds represent 7% and semi-intensive medium  
181 herds production systems represent 60%. The low input production system is home of native  
182 cattle and buffalo (33%) [13, 19-20].

183 If Egypt has the specificity of the coexistence of dairy cattle and buffalo in producing milk with  
184 almost the same total amount of milk, Mauritania has the specificity of the existence of only  
185 native cattle with no exotic breeds. It has also the specificity that milk comes from three differ-  
186 ent species: cattle (44%), dromedaries (33%) and goats (23%) [21]. The bulk of the livestock  
187 diet is coming from pastoral areas. The most important pastoral potentialities are found in the  
188 East of the country, where two thirds of the exploitable areas are concentrated, the rest being  
189 distributed between the Center and South (river area) of the country.

190 Even though North Africa region is home of a diversity of animal species and native breeds,  
191 purebred dairy cattle (mainly exotics) are met in most favorable areas where forages are usually  
192 grown. Native crosses with exotics are raised in rain fed areas, and native cattle are left in  
193 marginal and mountain areas. This translates that cattle breeds are evaluated on their differ-  
194 ences, while neglecting the importance of the variability of milk yield within breeds. Policy  
195 decisions, made 40 years ago, to provide milk to a growing population, through imported exotic  
196 breeds, have resulted into a continuous dependence on outside imports of milk powder, semen  
197 and dairy heifers. The main exotic cattle breeds imported are mainly Holsteins with other few  
198 breeds like Brown Swiss, Tarentaise, Fleckvieh and Montbéliarde. This trend is real until today  
199 and it continues showing a native bovine biodiversity loss, even though total milk production  
200 is improving. Figure 4, [12].



Source: FAOSTAT (Dec 19, 2021)

201

202 **Figure 4.** Trends in dairy cattle milk yields by country

203 Exception made for Mauritania, countries of the region witnessed an increase in milk yield per  
 204 cow compared to the seventies. The increase of cows of exotic breeds at the expense of native  
 205 ones is translated with an increase of milk yield observed. Tunisia and Egypt recorded the high-  
 206 est increase, followed by Algeria and Morocco. Mauritania remained with the lowest yield/cow.  
 207 Mauritania chose to continue with native cattle but failed to invest in reliable breeding strategies  
 208 to improve native cattle milk productivity [21].

209 **4. Status of the Dairy Livestock Value Chain in North Africa**

210 Three mega Dairy Livestock Value Chain- types, based on milk production, collecting milk,  
 211 processing of milk and marketing of milk and milk derivatives, can describe the dominant Milk  
 212 Value Chains in the region (Table 3). The first DLVC type is based on imported milk powder.  
 213 This type, characterized by milk powder processing and distribution levels, is still dominant in  
 214 Algeria and represents 60% of the milk processed in the country. The country is now encour-  
 215 aging local milk production through importation of dairy cattle and incentives to shift into pro-  
 216 ducing milk locally and reduce their dependence on milk powder imports. The second type of  
 217 Milk Value Chain, where milk is produced locally, auto consumed and distributed with little  
 218 industrial transformation, is met in Mauritania and peri-urban communities of large cities in the  
 219 region, like in Egypt. The third type, which is the full DLVC-type with Production, Collection,  
 220 Processing and Distribution levels, is met in Morocco and Tunisia with more than 70% of milk  
 221 collected and processed through organized channels. Milk Collecting Centers are playing key  
 222 roles in this full DLVC-type where small holders, with less than 10 cows, are responsible for  
 223 90 % of the milk produced (Table 3).

**Table 3. Summary of basic DLVCs in North Africa Region [13-15,21].**

Country	Percent contribution in milk in the country						Self-consumption and traditional process	Milk collecting and processing through Organized channels	Average milk consumption /capita/year (kg)	Dairy producers (1000)	Small holders <= 10 cows %
	Cattle	Buffalo	Goats	Sheep	Dromedary	Imported Milk Powder					
Algeria	40					60	15	25	143	Na	na
Egypt	56	44					80	20	59 <sup>a</sup>	62 000	90
Libya	na								Na	170	Na
Mauritania	44		23	3	31		72	4	168	Na	Na
Morocco	96		2		2		20	80	74	260	90
Tunisia	96		1	2	1		30	70	117	112	94

225

226 The actual status of the DLVCs in the region shows specific characteristics. Small holders,  
 227 representing 90% of dairy bovine producers, are playing the main socio-economic roles in  
 228 North Africa livestock dairy sector. Algeria imports 60 % of its national needs in milk as milk  
 229 powder. Egypt produces its milk by two bovine species dairy cattle and buffalo (56% cattle and  
 230 44% buffalo). Mauritania relies on three species, native cattle (44%), dromedaries (31%) and  
 231 goats (23%) to produce milk. Tunisia and Morocco show an advanced status in milk collecting  
 232 and processing through organized channels. However, the Milk Value Chains are still tradi-  
 233 tional, in the region, with a majority of consumers dependent on unpasteurized milk. The tradi-  
 234 tional main dairy value chains still include different interacting actors with many intermediar-  
 235 ies. The latter's role depends on demand of consumers according to season and market prices.  
 236 Existing modern or quality controlled dairy value chains are under official quality and sanitary  
 237 control. The two types of dairy value chains, sometimes, meet together when the need is ex-  
 238 pressed to secure their milk supplies [13-15, 21]. The DLVCs situation translates that there is  
 239 room for improvement in the future to upgrade its different levels and reduce the milk quality  
 240 gap. Therefore, dynamic and catalytic transformations are required to upgrade existing types of  
 241 DLVCs and produce good quality milk to consumers, while securing descent incomes to stake-  
 242 holders, mainly small holders. Such an option is well justified, given that the livestock dairy  
 243 value chain was selected, by the region, as the first livestock priority in North Africa region [4].

#### 244 4.1. Status of the DLVC at the production level

##### 245 4.1.1. Production systems and breeds

246 Favorable production systems in North Africa region are, in general, reserved to exotic high  
 247 yielding breeds with their native crosses placed in semi-intensive production systems. Native  
 248 breeds are raised in low input harsh environments. The rising of feed costs, in comparison to  
 249 milk prices since the last decade, is putting a high pressure on small farmers to secure descent  
 250 revenues. Milk produced by cow/lactation varies between herds within countries and among  
 251 countries. In Morocco, the average milk production under the milk recording system is about  
 252 4,000 kg/purebred cow/lactation and 2,100 kg/crossed cow/lactation. There is a wide variation  
 253 among dairy farms. In large specialized farms, the average level of production is 9,700  
 254 kg/cow/per lactation [14]; the majority are struggling to exceed 3,000 kg. In Tunisia, in 2020,  
 255 average milk yield was 5944 kg/cow/lactation in the recorded herds and estimated to be 1263  
 256 liters for crossbred and 643 liters for native cows [15]. Age at first calving was on average 33  
 257 months and calving intervals were 455 days on average. Culling rates were 29% [23]. Summer  
 258 calving frequencies are still high during hot months of July and August, compared to favorable  
 259 seasons for dairy cows calving in Tunisia [24]. These results translate that improvement of dairy  
 260 cattle production does exist by reducing first age at calving, calving intervals, culling rates and  
 261 increasing frequencies of calving in favorable months. Average annual milk yields varied, in



262 Egypt, from 3000 to 4000 kg/cow in medium production systems. They were lower than 2000  
263 kg/cow in lower input production systems. Milk yield production was estimated at around 2000  
264 liters/head for dairy cows and 1500 for buffaloes [19]. As reported by [19], four major farming  
265 systems were identified in Egypt, the “urban and peri-urban, the old lands of the Nile Valley  
266 and the newly reclaimed lands in the West Delta”. Dairy farms in the first two farming systems  
267 are oriented to milk market. Family farms in the old land are oriented to butter and cheese.

268 There is no doubt that cow genotype is changing in the region from native ecotypes or popula-  
269 tions, known for their good adaptation to harsh environments and their poor producing ability  
270 in milk, toward exotic genotypes mainly Holsteins and little presence of Brown Swiss, Taren-  
271 taise and Montbéliarde. A large increase of native-exotic crosses was observed as a result of  
272 indiscriminate and uncontrolled upgrading, accelerated by the use of AI. Policy makers should  
273 be aware of the continuous loss of native cattle in the whole region. These native breeds contain  
274 valuable genes in them to adapt to climate change negative effects. They should be aware that  
275 coherent crossbreeding strategies do exist to improve native cattle by using exotic genes without  
276 going to a complete upgrading process, caused by uncontrolled cross breeding. Buffaloes, in  
277 Egypt, are major contributors of milk and cheese. Their high milk quality and their adaptation  
278 to roughage feeds allow them to be very competitive compared to exotic dairy cattle. In Mau-  
279 ritania, even though dromedaries and goats are contribution to the national milk production, it  
280 is wise to invest in reliable breeding strategies to improve dairy cattle milk production.

#### 281 **4.1.2. Type of farmers, herd size and milk recording**

282 A large number of small holders characterizes, in general, North Africa dairy livestock sector.  
283 Small farms with less than 10 cows exceed 90% of total cattle owners. In Egypt, more than 1.8  
284 million households raise more than 2.41 million and 2.96 million of buffalo and cattle females,  
285 respectively, out of approximately 6 million households keeping livestock. Small dairy bovine  
286 holders represent 90% and households with less than 2 cows represent 78%. Only 0.8 % of  
287 buffalo females and 18 % cows are identified [13]. In Morocco, the total number of dairy cows  
288 was estimated to be 1.2 million belonging to 1.8 million farmers. Identified cows, up to 2017,  
289 reached 738,000 cows. Farmers participation to milk recording represent 5% with 60,000 cows  
290 in 650 farms [14]. In Tunisia, there are 112,000 dairy producing farms. They have, on average,  
291 between 2-3 cows and 94% of the smallholder farmers have less than 10 cows. According to  
292 official statistics of the Tunisian MOA [23], the number of cows enrolled in the National Milk  
293 Recording System is actually 13,000 out of 248,000 purebred cows. Approximately 7000 cows  
294 belong to State, Coops and Private enterprises. The remaining 6000 cows belong to private  
295 owners. In 2020, the number of herds enrolled in national milk recording system was 582 herds  
296 [23-24]. The remaining countries lack national official milk recording programs similar to Mo-  
297 rocco and Tunisia. Policy makers should be aware of the importance of animal identification,  
298 performance recording as valuable sources of information to better manage and improve dairy  
299 cattle productivity. They should be aware of small holders’ roles as key stakeholders in the  
300 national dairy sector. Therefore, their empowerment, through farmers’ organizations, suitable  
301 extension and milk value chains catalytic activities, is an essential strategic orientation.

#### 302 **4.1.3. Heifers and bull semen imports**

303 North Africa region is still dependent on bull semen and purebred heifers’ importation due to  
304 the increase demand of the dairy sector and the incapacity, at national levels, to satisfy farmers’  
305 demands in good quality breeding stocks. During the period 1980-2000, Egypt has imported

306 1,250,000 and 974,000 heifers of buffalo and cattle, respectively. The last two decades, Egypt  
307 has imported 2,995,000 and 2,653,000 of buffalo and cattle, respectively [13].

308 In Morocco, the massive imports of heifers began as early as the 1970s in order to increase  
309 national milk production and build up a national herd of high milk producing cows. The increase  
310 of imports has been gradual and regular, and each time set thresholds have been exceeded with  
311 a peak in 1996 of 37,255 heifers. In 2010, imports of heifers reached 26,737 heifers and in 2018,  
312 imports reached 21,000 heifers [14]. Imports of specialized dairy cows of Holstein, Montbé-  
313 liarde and Fleckvieh breeds have affected the genetic structure of Moroccan cattle herds' struc-  
314 ture. The import of frozen semen is regular in general. The trend has been increasing in recent  
315 years to reach about 626,118,000 doses in 2018 [14]. It is important to note that the dairy sector  
316 in Morocco remains genetically very dependent on imports of heifers and frozen semen from  
317 abroad. Morocco started to produce pure dairy heifers since 1986 to meet the growing demand  
318 of breeders for replacements and to reduce the bill for heifer imports reaching, on average, US\$  
319 3000/imported heifer. The total number of heifers produced at the national level was 6,356  
320 heads during 1980–2000 and increased to be 59,532 heads during the period 2000.2018 [14].  
321 This production remains insufficient, indicating the low production of heifers to ensure the re-  
322 newal of dairy cows from local production due particularly to low participation of breeders to  
323 milk recording despite all the efforts undertaken in this framework since 1986, as reported in  
324 [14]. For semen production, the total number of doses produced by the two existing AI Centers  
325 was 2,621,118 doses for the period 2009–2016. The average annual production was 327,640  
326 doses ranging from 106,197 doses in 2010 to 920,283 in 2013 [14]. This production remains,  
327 however, low and cannot meet the high needs of Moroccan dairy farmers who rely on imported  
328 semen.

329 In Tunisia, local semen production reached, in 2020, 123,000 straws (26% Holsteins, 35%  
330 Brown Swiss, 21% Tarentaise, and 16% Montbéliarde) [15]. The local semen produced covers  
331 only 1/3 of the national dairy cattle needs. Around 200,000-300,000 straws are imported annu-  
332 ally with more than 80% Holsteins. The rate of the annual increase of dairy heifers produced  
333 locally in Tunisia is approximately +1.6% during the period 2013-2020. It increased from  
334 23,000 heifers in 2013 to 25,000 heifers in 2020 [15]. Tunisia has imported more than 4000  
335 heifers during the period 2013-2020 from Europe with an approximate price ranging between  
336 US\$ 2000-3000/pregnant heifer.

337 The actual status of North Africa DLVCs shows, at the production level, the existence of a  
338 potential germplasm of purebred cattle raised in favorable environment areas. This situation  
339 offers a possibility to implement a national and a regional strategy to produce good quality  
340 breeding stocks for the dairy sector in the region. Farmer organizations, animal identification  
341 and milk recording systems are essential ingredients needed for dairy bovine genetic improve-  
342 ment in North Africa. They constitute concrete catalytic actions to empower the DLVC at the  
343 production level including smallholders, as they appear to be the weakest stakeholders within  
344 the actual DLVC framework. The lack of farmers' organization and the lack of coherent and  
345 complete recording systems and genetic evaluation tools translate the incapacity of the region  
346 to produce enough breeding stocks with known breeding values to enhance herds productiviy.

347  
348  
349  
350  
351

## 352 **4.2. Status of the DLVC at the Collecting level**

353 North Africa region shows a variety of situations at the DLVCs milk collecting level. The two  
354 countries in the region, where well-established Milk Collecting Centers (MCC) exist, are Mo-  
355 rocco and Tunisia. In Morocco, there are around 2,700 Milk Collecting Centers divided into  
356 1,900 cooperatives' MCC and 800 MCC directly linked to large dairy farms and private oper-  
357 ators [14]. The formal and organized circuit, which represents around 80% of the volume of  
358 milk collected, is organized through a network of big cooperatives like COPAG and private  
359 industrial operators like Danone. Milk produced at the farm level or collected in MCC is trans-  
360 ported to processing factories for high-quality milk and milk derivatives. The informal circuit  
361 (20%) is organized around several intermediates who collect milk directly from farms and even  
362 cooperatives. This informal milk is often sold as raw milk to "Mahlabats" where it's processed  
363 into traditional products, or even sold directly to cafes and households. The informal circuit  
364 involves various operators that are active mainly in the dairy basins near large urban centers.  
365

366 In Tunisia, a dairy surplus in fluid milk was reached in 1999 [15]. In 2017, the country has more  
367 than 200 Milk Collecting Centers with a capacity exceeding 2.8 million liters/day. They collect  
368 approximately 900 million liters, from small farmers, representing 63% of the milk produced  
369 in the country. Hawkers collect the rest, they transport milk either to collection centers or pro-  
370 cessors or even to wholesalers. This type of operator is benefitting from the lack of organization  
371 in the Dairy Value Chains. The introduction of a health certification process for collecting cen-  
372 ters and dairy processing units was a major step forward for the Tunisian milk sector and for  
373 protecting consumer health [15].  
374

375 In Egypt, the milk sector is still traditional and represents the majority of the country milk  
376 consumers (80%) mainly urban and peri-urban. The pattern of established dairy collection  
377 points has become common in most villages since mid-nineties. Each point belongs to a mer-  
378 chant broker, who works for a wholesaler that, in turn, deals with several other collection points  
379 to collect milk from several villages. Before mid-twenties, buffalo milk dominates fresh milk  
380 [13, 19]. Since 2005, there has been a special focus on pasteurized milk in Egypt mainly with  
381 large dairy cow farms. At the milk collecting level, policy makers should be aware of the im-  
382 portance to upgrade the milk collecting system in order to insure milk quality and secure the  
383 health of consumers. A special focus is needed at this level in investments in milk cooling, milk  
384 transportation and pasteurization as well as in legislation and extension services.  
385  
386

## 387 **4.3. Status of the DLVC at the transformation level**

388 Even though Egypt dairy sector is in its majority traditional, it was reported that Egypt was 37<sup>th</sup>  
389 cow milk producer and the 4<sup>th</sup> buffalo milk producer in the world in 2011/12 [19]. In the Med-  
390 iterranean region, Egypt was the third producer of cheese after France and Italy [19]. In rural  
391 areas, the majority of cheese is homemade especially the fermented salty cheese. The country  
392 is witnessing a trend toward a remarkable emergence of family businesses and private cheese  
393 factories.  
394

395 In Morocco, the industrial operators in charge of milk processing include private stakeholders  
396 like the multinational Central Danone and large cooperatives (COPAG) and "Domaines  
397 Agricoles". These influencing stakeholders have largely diversified their production and they  
398 have a national and international dimension. They export their milk derivative products abroad  
399 with added economic value. Morocco Green Plan (MGP) strategy restructured in 2009 the Dairy

400 cattle sector by creating a national Inter-Professional Milk Federation (FIMALAIT). This Fed-  
401 eration includes representatives of dairy producers organized at upstream level into a National  
402 Federation of Milk Producers (FENEPROL) and representatives organized at downstream by  
403 bringing together processors and industrials in the National Dairy Industry Federation (FNIL).  
404 In 2019, the dairy sector underwent organizational changes so that FIMALAIT became MARO-  
405 CLAIT, FNEPROL became FEMAPROL and FNIL became FMIL with almost the same stake-  
406 holders [14]. These new organizations of actors constitute a strong network and can actively  
407 participate in public policy dialogue. They can also influence domestic markets, milk prices  
408 and be able to negotiate local public investment, as well as social services for their members.  
409 In general, the large professional organizations provide a large list of services to milk producers  
410 and dairy cattle breeders (veterinary services, genetic improvement (Artificial Insemination,  
411 Milk Recording, and imports of heifers and semen), transports of production, milk collecting,  
412 storage, feed supply, training and other facilities). The inter-professional organization (MARO-  
413 CLAIT) also has a main role of supporting milk subsector and increasing its competitiveness.  
414 The MAROCLAIT is also a member of the Moroccan Confederation for Rural Development  
415 (COMADER), which includes 19 other agricultural inter-professional federations.

416  
417 In Tunisia, the inter-professional group of red meat and milk (GIVLait) regulates the dairy  
418 value chain. The GIVLait is a legal entity of public and economic interest, endowed with a  
419 financial autonomy under the supervision of the Ministry of Agriculture. For the dairy sector,  
420 the GIVLait insures the storage program for fresh sterilized milk, strengthen the sale of pow-  
421 dered milk, export of the sterilized milk and supports Milk Collecting Centers [25]. Even  
422 though some forms of organization exist, large companies leaving little power to small produc-  
423 ers at the production level dominate the dairy sector . Policy makers should be aware of the  
424 importance of the involvement of small holders in professional organizations as well as the  
425 impact of short milk value chains in empowering DLVCs in the region. The national processing  
426 capacity is reaching 5.7 million liters/day. The processed milk quantities increased from 850  
427 million liters in 2013 to 1.211 billion liters in 2020 with an annual growth rate of 6% [15]. In  
428 2017, there was reported 45 milk companies of different sizes and ownerships, processing a  
429 total of 5620 thousand liter/day [15]. These companies processed fluid milk (11 companies),  
430 milk powder (2), cheese (25) and yogurt (9). The Delice Danone operator represents 50% and  
431 70% of the overall drinking milk and yogurt shares in Tunisia. Two other groups, with limited  
432 market shares (Vitalait and Laino) are active in milk and yogurts. In cheese making the “Cen-  
433 trale des Produits Laitiers” represents 60% of the total cheese production in the country [15].  
434

#### 435 **4.4. Status of the DLVC at the distribution and market levels**

436 Egyptian cheese goes back to 2000 BC, as shown in Egyptian murals tombs, and cheese, yogurt  
437 and rice remain essential ingredients in the Egyptian diet [19]. There are, in Egypt, four cate-  
438 gories of cheese: the hard cheese, the white cheese made from fresh cow or buffalo milk or a  
439 mixture of the two, Feta cheese and Karish cheese out of skimmed milk [19]. Egypt has a variety  
440 of dairy products in milk, yogurt and processed cheese. The milk consumption (excluding but-  
441 ter) in Egypt was reported to be 64-65 kg/capita/year. Egyptians have developed fermentation  
442 procedures to conserve milk during hot summer seasons. Cheese and butter consumption rep-  
443 resent half of milk consumption [13].  
444

445 In Morocco, the consumption of dairy products is around 74 liters/capita [14]. Fresh pasteur-  
446 ized milk represents half of the consumption, followed by whey (16%) and cheese (14%). Dis-  
447 parities are observed between cities that consume almost twice milk and dairy products that in

448 rural area [14]. Milk prices have been liberalized at the farm level and for the consumer since  
449 1993 [14]. The milk paid to the farmer is on average price of US\$ 0.34 with variations that may  
450 occur depending on the quality of the milk delivered. As for prices charged at the MCC level,  
451 the price of milk is delivered with a premium of US\$ 0.05 to US\$ 0.01 to cover the operating  
452 and management costs of the cooperative (water, electricity, personnel, etc.) [14]. This varies  
453 according to the region and the size of the cooperative. The raw milk is sold in the informal  
454 circuit at an average price of 0.43 US\$.

455  
456 In Tunisia, milk and dairy product consumption have grown steadily since the 1990's. Milk  
457 consumption was reported to be 110 kg/capita/year, with rural areas consuming 3 times less  
458 than urban areas. Cheese, however, remains a luxury product [15]. The public authorities cur-  
459 rently still control the price of milk. A minimum price for fresh farm-produced milk is period-  
460 ically set by the government. The certified milk collecting centers got a premium per liter col-  
461 lected, whereas the processors received a premium per liter processed. The consumer price is  
462 fixed again. In 2019, the farmer price was 0.28 US\$ and the price at consumption was 0.48 US\$  
463 [15]. The payment does not differentiate in milk quality reflecting the absence of efforts to  
464 improve it. Although the traditional distribution network, based on over 210,000 neighborhood  
465 grocery shops scattered throughout the country, continues to dominate the Tunisian market,  
466 modern distribution channels are growing rapidly. It represents now 20% of the Tunisian retail  
467 sector with a goal to increase the level to 50% in the next years. Currently, there are roughly  
468 252 modern food retail outlets: 3 hypermarkets, 150 supermarkets and 100 'Superettes' (self-  
469 service food outlets with area less than 500 sq. m). Neighborhood grocery stores represent a  
470 place for local purchases on a daily basis. The range of dairy products they offer is much smaller  
471 than that of the hypermarkets and supermarkets. In addition to industrial products, neighbor-  
472 hood grocery stores can offer artisanal products which are generally supplied by small proces-  
473 sors in the local area. Deliveries are on a daily basis and in small quantities. They take a signif-  
474 icant share of food sales, especially in rural areas. This share is estimated at 80%. France and  
475 the Netherlands are the most important partners in supplying Tunisia with dairy products. Tu-  
476 nisia mainly exports to Libya (about 85% in weight).

477

## 478 **5. Perspectives of North Africa DLVC within the scope of LIVE2AFRICA**

479 AU-IBAR proposed the "LIVE2AFRICA" programme "The Sustainable Development of Live-  
480 stock for Livelihoods in Africa". The European Union, in partnership with Member States, Re-  
481 gional Economic Communities and other key livestock stakeholders, funded its implementa-  
482 tion. The overall objective of the programme was to support transformation of the African  
483 livestock sector for enhanced contribution to environmentally sustainable, climate resilient, so-  
484 cio-economic development and equitable growth. North Africa region selected the Dairy Live-  
485 stock Chain as its priority in the framework of Live2Africa.

486 Based on the described DLVCs in the region, opportunities for their enhancement exist and  
487 pathways to their future sustainable development are identified. A special focus was put on  
488 breeding strategies to improve dairy bovine milk productivity while securing the region's needs  
489 in good quality breeding stocks with known breeding values to enhance milk productivity and  
490 generate descent incomes to the majority of small holders.

491

492 .

493 **5.1. Breeding strategies**

494 North Africa DLVCs present common features with specific characteristics. The six countries  
 495 have based their DLVCs on dairy bovine that produce the majority of the regional total milk  
 496 volume. Almost 100 % of milk produced in Egypt is coming from bovine (56 % from cattle and  
 497 44 % from buffalo), more than 96% of milk in Morocco and Tunisia are coming from dairy  
 498 cattle and 44% of milk in Mauritania are coming from cattle (Dromedary 31 %, goats 23 %).  
 499 Most of North Africa countries chose, since more than 40 years ago, to import exotic dairy  
 500 breeds to produce milk locally or import milk powder (Algeria and Libya) to meet the demand  
 501 of their increasing population. All countries chose to increase milk production through the in-  
 502 crease of cow numbers, besides the use of exotic breeds at the expenses of native ones. The  
 503 milk producing unit (the dairy bovine), used to be native, has seen a deep change in its genetic  
 504 makeup dominated by exotic breeds. Native cattle breeds used to represent 95% of the total  
 505 cattle population in the region during the seventies. It is now 43% of the cattle population. Pure  
 506 exotic bovine breeds and their crosses with native breeds represent, today, more than 50 % of  
 507 the total bovine population. These producing biological units (cows) are in constant needs to be  
 508 bred by good quality semen. Breeding goals are usually ignored. A breeding goal is a trait or a  
 509 number of traits, weighted by their economical weights, computed based on their production  
 510 costs and prices and including farmers' choices. To achieve the identified breeding goals, traits  
 511 of interest should be measured and animals breeding values predicted. For these reasons, animal  
 512 identification, performance recording and genetic evaluation are essential ingredients to be im-  
 513 plemented in the region to be able to improve dairy cattle productivity; while providing good  
 514 quality breeding stocks (heifers and semen). Farmers' organization are a prerequisite for such  
 515 ingredients, besides suitable extension and applied research to improve health, feeding and herd  
 516 management. Today, most of dairy producers are small holders (90%) with no influential power  
 517 in the dairy value chain, compared to milk collecting centers, processors and distributors.

518 The region has approximately 3 million cows of which a known percentage is identified in 3  
 519 countries Egypt (18%), Morocco (62%) and Tunisia (29%). Table 4 shows that the only country  
 520 capable to meet its local needs in heifers replacements and produce an extra number of identi-  
 521 fied heifers without known breeding values is Morocco. This situation can be enhanced if Mo-  
 522 rocco expands its recording system to cover all cows that are already identified. For herds with  
 523 identification and milk recording, Morocco and Tunisia have the potential to produce a surplus  
 524 of heifers for the existing dairy herds with milk recording. Produced heifers can be ranked as  
 525 good quality heifers if their breeding values are computed.

**Table 4. Egypt, Morocco and Tunisia capacity to produce dairy heifers**

Operational model	Egypt		Morocco		Tunisia	
	Identified cattle only	Identified cattle with dairy records	Identified cattle only	Identified cattle with dairy records	Identified cattle only	Identified cattle with dairy records
Cows	532800	NA	738000	60000	120000	13000
Fertility	0.8		0.8	0.8	0.8	0.8
Born calves	426240		590400	48000	96000	10400
Calf mortality (5%)	21312		29520	2400	4800	520
Live calves	404928		560880	45600	91200	9880
Live female calves	202464		280440	22800	45600	4940
Culled female calves (10%)	20246		28044	2280	4560	494
Produced females	182218		254396	20520	41040	4446
National cow number (1000)		<b>2960</b>		<b>1200</b>		<b>412</b>

National Dairy herds replacement needs (20%)	592000	240000	12000	82400	4000
<b>SURPLUS/DEFICIT HEIFERS</b>	<b>-409782</b>	<b>+14396</b>	<b>+8520</b>	<b>-41360</b>	<b>+2840</b>
Produced Replacements/Country needs	0.31	+1.06		0.50	
% identified cows/Total cows	18		62		29
% Recorded cows/Identified cows	0		8		11

526

527 AU-IBAR through the Live2Africa program can play a key role in enabling North Africa region  
528 to establish coherent national or regional breeding strategies founded on milk recording system,  
529 genetic evaluation and farmers’ organizations. This is the only potential pathway to produce  
530 good quality breeding stocks, optimize replacement operations and improve herds’ productivity  
531 in a sustainable way.

532

533

## 534 **5.2. Proposed Catalytic Actions to boost the DLVC in North Africa**

535 AU-IBAR has the opportunity to implement identified needed catalytic actions while responding  
536 to all North Africa DLVCs previous workshops considerations, which recommended three main  
537 priorities: 1) Valuation of Dairy herds to produce good quality breeding stocks, 2) Valuation of  
538 Animal Natural Feed resources and 3) Building capacity through training and farmers organiza-  
539 tion focusing on small and medium holders. This is possible, given that North Africa has now a  
540 potential bovine germplasm with superior genes. The recommended catalytic activities working  
541 package aims to produce good quality dairy breeding/replacement stocks (heifers male calves  
542 and semen), while improving dairy cattle milk productivity. The operational mechanism of the  
543 working package includes a reliable genetic gain/ breeding program, supported with feeding and  
544 health management systems and farmers organization. A special focus is put on small and me-  
545 dium holders and milk collecting centers. This approach is dictated by the existence of a high  
546 number of small holders and the willingness to empower them to become real players among  
547 the remaining DLVC stakeholders in the region. Outputs of four main workshops were taken  
548 into consideration. The North Africa DLVC Validation workshop that was organized, online, on  
549 December, 2020. The Stakeholder Consultation on Annual Implementation Plan of Live2Africa  
550 Activities in North Africa that was held in Cairo on January 2020. The Stocktaking Exercise  
551 (Stakeholders Workshop, to build consensus among stakeholders on the identified milk value  
552 chains’ priorities and translate them into DLVCs catalytic activities, that was held in Cairo on  
553 August, 2019 and the Livestock Value Chain Prioritization Workshop, that was organized in  
554 Nairobi, Kenya on February 2019. Knowing that countries, in the region, are at different stages  
555 of development in relation to the dairy bovine value chain, the recommended working package  
556 is flexible enough to give freedom to countries to choose their starting activities phase and their  
557 breed of choice. It is important to underline that even though Algeria and Libya were not in-  
558 cluded in the AU-IBAR Breeding Goals consultancy (2020), they can benefit from these cata-  
559 lytic activities. The working package has two (2) main phases of implementation. Phase 1, “the

560 starting point” has three levels. The Advanced level (level 1) that corresponds to countries that  
561 has already a national program to produce heifers. The choice should be to include small and  
562 medium holders, whose animals are identified, to be a part of the national recording system. The  
563 percentage of cows enrolled in the recording system is very low in the region. In the two coun-  
564 tries having a national recording system, cows with recorded milk data represent 6 % and 11 %  
565 in Morocco and Tunisia, respectively. The remaining countries in the region lack national milk  
566 recording systems. Policy makers should be aware of the importance of establishing national  
567 milk recording systems for the country to be able to produce good quality breeding stocks and  
568 improve herds management and productivity. A management herd/heifers feeding program  
569 should be implemented, while bringing small and medium holders in an economic form of as-  
570 sociation. The National Research Program, with its extension channels, should play a key role  
571 to transfer technology and innovations. The Medium level (level 2) is for countries with no milk  
572 recording system but have milk collecting centers or milk processing units. In this case, the milk-  
573 collecting center or the milk-transforming unit or both should be chosen as focal points to create  
574 a network with small and medium farmers, supplying milk to them. These farmers constitute the  
575 target farms where to implement animal identification and milk recording activities to become  
576 the nucleus of producing future breeding stocks. This might be the case of all countries in the  
577 region to upgrade their milk collecting system to become leaders in setting up animal identifi-  
578 cation and simplified coherent milk recording systems. There is a big room for improvement at  
579 this level. Milk collected through organized channels represents 4%, 20%, 25%, 70% and 80%  
580 in Mauritania, Egypt, Algeria, Tunisia and Morocco, respectively. A management herd/heifers  
581 feeding program should be implemented while bringing small and medium holders in an eco-  
582 nomic form of association. The country can expand the project to reach more dairy farmers and  
583 increase its capacity in producing good quality breeding stocks while producing more milk. This  
584 phase will create a dynamic within the DLVC and strengthen the networking among its different  
585 segments. The National Research Program with its extension channels should play a key role to  
586 transfer technology and innovations. The starting from “scratch” level (level 3) applies to coun-  
587 tries that do not have any milk recording, milk collecting centers and any milk-processing units.  
588 In this situation, the starting point should be the establishment of a small milk-collecting center  
589 to serve as a focal point for small and medium holders where they sell their milk. These farmers  
590 should constitute the target farms where to implement the animal identification and the milk  
591 recording activities. They become the nucleus of producing breeding stocks. A management  
592 herd/heifers feeding program should be implemented while bringing small and medium holders  
593 in an economic form of association. Three strategic components (priorities) should be imple-  
594 mented to empower the DLVC in the region while producing good quality breeding stocks. The  
595 strategic activity (1) or the genetic gain component. This component includes setting up a relia-  
596 ble breeding program with the participation of the project target farmers as well as existing  
597 available dairy recorded herds in the country to produce good quality replacement heifers, male  
598 calves (and in further stage semen). This catalytic activity (the Genetic component) should in-  
599 clude identification of the breeding goals, animal identification, performance and pedigree re-  
600 cording, genetic evaluation and production of good quality heifers, male calves (and semen).  
601 The strategic activity (2) or the improved dairy herd management component. This component  
602 includes setting up a coherent feeding and health extension program applicable to target farms.  
603 The objective should be the reduction of feed costs while producing healthy good quality milk



604 and dairy breeding stocks. Aiming to reduce nonproductive lifetime of future cows will encour-  
605 age the establishment of a coherent feeding ration to heifers and a continuous monitoring of their  
606 standardized weights until pregnancy. The strategic activity (3) or the empowerment of small  
607 and medium target farmers component. This component will support forming breeders/breeding  
608 associations or economic grouping forms between milk collecting centers and small/medium  
609 holders, which will allow target farmers to have a decisive role within the Dairy Bovine Value  
610 Chain in the country. Each country in the region should aim to establish a national dairy bovine  
611 breeding program based on a complete National Animal Identification and Performance Record-  
612 ing System. This program should enable the country to set up a national Dairy Cattle/Buffalo  
613 Breeding Scheme where the recorded herds will be divided in two major classes

- 614 a. Large and medium size herds to constitute the national breeding nucleus. Se-  
615 men from Active proven sires could be imported to benefit from the genetic  
616 progress made worldwide and used on the best producing cows.
- 617 b. Small recorded herds can benefit from good quality female breeding stocks  
618 from the nucleus herds.
- 619 c. A third category with no records constitutes the remaining cattle/buffalo popu-  
620 lations to be served by breeding stocks of (a) and (b).

621 Training human resources of the region in sustainable animal genetic resources management  
622 for genetic gains is essential in order to sustain the proposed catalytic activities. Exchange of  
623 visits among farmers of the region to exchange experience and skills will pave the way to im-  
624 plement North Africa regional activities to boost the DLVC and upgrade its levels for the ben-  
625 efit of all its stakeholders while producing good quality milk and milk products to consumers.

626

## 627 **Conclusions**

628 Since the seventies, North Africa region invested heavily in the livestock dairy sector to meet  
629 the needs of a growing population, reaching today more than 209 million consumers, half of  
630 them are in Egypt. Oil producing countries in the region followed milk powder importation  
631 strategy and the remaining ones chose to import exotic dairy cattle, mainly Holsteins, to pro-  
632 duce milk locally. The status of the Dairy Livestock Value Chain in the region, today, is based  
633 mainly on bovine milk production from dairy cattle and buffalo. Native cattle decreased from  
634 95% to 43% showing the rate of loss of native bovine biodiversity in the region. Exotic dairy  
635 breeds are raised in favorable irrigated areas while native cattle are left in extensive production  
636 systems. More than 90% of milk producers belong to small holders with a few cows. The milk  
637 value chain is still traditional in most countries of the region with organized channels of milk  
638 collecting and processing representing 4%, 20% and 25% of the total milk produced in Mauri-  
639 tania, Egypt and Algeria, respectively. However, milk collecting and processed milk through  
640 organized channels represent 70% in Tunisia and 80% in Morocco. Opportunities for empow-  
641 ering the DLVC exist, given that the region has a valuable germplasm of purebred cows and  
642 buffaloes capable to produce efficiently while producing good quality breeding stocks for re-  
643 placements and improvements. Average milk consumption is estimated to grow in the coming  
644 years and imports of milk, milk powder and breeding stocks will be at a very high cost. Catalytic  
645 actions are needed at all levels of the DLVC. Investing in the establishment of reliable breeding  
646 strategies focusing on breeding goals, animal identification, recording and genetic evaluation  
647 is an opportunity for the region to boost its DLVCs. Empowering milk small holders through

648 organizations to back such strategies and become real stakeholders is essential. This is possible  
649 because all countries in the region are shifting their efforts to produce milk locally based on  
650 productivity and milk quality. The pandemic of COVID-19, which forced countries to close  
651 frontiers, constitutes a signal to policy makers in the region to empower their countries livestock  
652 sector with a special focus on dairy bovine chain values and suitable alternatives to reduce  
653 breeding animals and semen imports. Such an option will reduce their dependence on imports  
654 of dairy bovine breeding stocks and dairy products to satisfy their increasing population grow-  
655 ing demand in livestock products.

## 656 6. References

- 657 1. Delgado, C.; Rosegrant, M.; Steinfeld, H.; Ehui, S.; Courbois, C. 1999. Livestock to  
658 2020: the next food revolution. IFPRI Food, Agriculture, and the Environment Discus-  
659 sion Paper 28. Washington, D.C. (USA): IFPRI.
- 660 2. OECD/Food and Agriculture Organization of the United Nations (2019), “Dairy and  
661 dairy products”, in OECDFAO Agricultural Outlook 2019-2028, OECD Publishing,  
662 Paris/Food and Agriculture Organization of the United Nations, Rome. DOI:  
663 <https://doi.org/10.1787/7ccc11c6-en>
- 664 3. FAO, IFAD, UNICEF, WFP and WHO. 2019. The State of Food Security and Nutrition  
665 in the World. Safeguarding against economic slowdowns and downturns. Rome, FAO.  
666 <https://www.fao.org/3/ca5162en/ca5162en.pdf>
- 667 4. AU-IBAR. 2019. The LIVE2AFRICA Livestock Value Chains Workshop, Nairobi,  
668 Kenya-19-21 February 2019.
- 669 5. Characterization of milk value chains in North Africa. 2019. A stakeholder stocktaking  
670 exercise. AU-IBAR Desk Review.
- 671 6. The Stakeholder Consultation on Annual Implementation Plan of Live2Africa Activi-  
672 ties in North Africa. 2020. AU-IBAR Consultative Workshop, Cairo Egypt.
- 673 7. AU-IBAR, 2020. Assessment of the National Breeding Objectives and Implementation  
674 of Supporting Programs/Initiatives for Dairy Livestock Value Chains, DLVCs, in North  
675 Africa”. LIVE2AFRICA PROJECT. Dairy Livestock Value Chains. DLVC Regional  
676 Report.
- 677 8. The Global Economy.com. 2019. <https://www.theglobaleconomy.com/>
- 678 9. UNPF, 2021. <https://www.unfpa.org/data>
- 679 10. Caroline Emond, 2019. The World Dairy Situation. International Dairy Federation.  
680 [https://agriprofocus.com/upload/post/CAROLINE-EMONDMIN\\_\(1\)1573130127.pdf](https://agriprofocus.com/upload/post/CAROLINE-EMONDMIN_(1)1573130127.pdf)
- 681 11. FAO. 2015. The Second Report on the State of the World’s Animal Genetic Resources  
682 for Food and Agriculture, edited by B.D. Scherf & D. Pilling. FAO Commission on  
683 Genetic Resources for Food and Agriculture Assessments. Rome (available at  
684 <http://www.fao.org/3/a-i4787e/index.html>).
- 685 12. FAO, 2019. <http://www.fao.org/faostat/en/#data>
- 686 13. AU-IBAR, 2020. Assessment of the National Breeding Objectives and Implementa-  
687 tion of Supporting Programs/Initiatives for Dairy Livestock Value Chains, DLVCs, in  
688 North Africa”. LIVE2AFRICA PROJECT. Dairy Livestock Value Chains Egypt  
689 Country Report.
- 690 14. AU-IBAR, 2020. Assessment of the National Breeding Objectives and Implementa-  
691 tion of Supporting Programs/Initiatives for Dairy Livestock Value Chains, DLVCs, in  
692 North Africa”. LIVE2AFRICA PROJECT. Dairy Livestock Value Chains Morocco  
693 Country Report.

- 694 15. AU-IBAR, 2020. Assessment of the National Breeding Objectives and Implementa-  
695 tion of Supporting Programs/Initiatives for Dairy Livestock Value Chains, DLVCs, in  
696 North Africa”. LIVE2AFRICA PROJECT. Dairy Livestock Value Chains Tunisia  
697 Country Report.
- 698 16. Borghese, A. and Mazzi, M. 2005. Buffalo Population and Strategies in the World. In:  
699 Buffalo Production and Research, FAO, Rome.  
700 <http://www.fao.org/docrep/010/ah847e/ah847e00.htm>
- 701 17. Annabelle Daburon , Mohamed Radwan , Véronique Alary , Ahmed Ali , Sherif  
702 Abdelghany and Karim Fouad. Evolution of a milkshed and role of alternative milk  
703 collection centres in Egypt. 2016. <https://doi.org/10.1051/cagri/2016049>
- 704 18. Salah Galal. 2007. Egyptian J. Anim. Prod. Issued by The Egyptian Society of Animal  
705 19. Alary V., Radwan M., Abdelghany S., Corniaux C., Galal S., 2015.  
706 L’approvisionnement en lait du Caire. Atelier DEFIT/SELMET, CIRAD, mars 2015.
- 707 20. FAO. 2018. Africa Sustainable Livestock 2050. Livestock Production Systems spot-  
708 light. Egypt Cattle and Buffaloes and Poultry sectors.
- 709 21. AU-IBAR, 2020. Assessment of the National Breeding Objectives and Implementa-  
710 tion of Supporting Programs/Initiatives for Dairy Livestock Value Chains, DLVCs, in  
711 North Africa”. LIVE2AFRICA PROJECT. Dairy Livestock Value Chains Mauritania  
712 Country Report
- 713 22. AU-IBAR, 2020. Assessment of the National Breeding Objectives and Implementa-  
714 tion of Supporting Programs/Initiatives for Dairy Livestock Value Chains, DLVCs, in  
715 North Africa”. LIVE2AFRICA PROJECT. Dairy Livestock Value Chains Regional  
716 Report
- 717 23. MOA-OEP,2020. Indicateurs du secteur de l’élevage en Tunisie. [www.oep.nat.tn](http://www.oep.nat.tn)
- 718 24. Djemali, M. and P. J. Berger. 1992. Yield and Reproduction Characteristics of Frie-  
719 sian Cattle Under North African Conditions 1992 J Dairy Sci 75:3568-3575
- 720 25. GIVLAIT, 2020. Présentation de la filière lait. <http://www.givlait.com.tn>